


SMT Data Line EMI Filter CCDLF

No longer available.
Effective October 1, 2021, the CCDLF Series is no longer available. It has been replaced by the **CDF Series** which is electrically identical and uses the same land pattern.



- See our PDLF series for 4, 3 and 2-line EMI filters and CDF for 8-line filters
- Exceptional common mode noise attenuation from 15 MHz to 300 MHz; passes signal line data below 300 MHz with minimal attenuation

Core material Ferrite

Terminations RoHS compliant tin-silver-copper over silver-platinum.

Weight 670 mg

Ambient temperature -40°C to +85°C

Storage temperature Component: -40°C to +85°C.

Tape and reel packaging: -40°C to +80°C

Resistance to soldering heat Max three 40 second reflows at +260°C, parts cooled to room temperature between cycles

Moisture Sensitivity Level (MSL) 1 (unlimited floor life at <30°C / 85% relative humidity)

Failures in Time (FIT) / Mean Time Between Failures (MTBF)

10.06 per billion hours / 9.940E+07 hours, calculated per Telcordia SR-332

Packaging 1000/13" reel Plastic tape: 16 mm wide, 10.28 mm thick, 12 mm pocket spacing, 5.0 mm pocket depth

PCB washing Tested to MIL-STD-202 Method 215 plus an additional aqueous wash. See [Doc787_PCB_Washing.pdf](#).

Part number ¹	Lines	Common mode peak impedance (Ohms)	Cutoff frequency ² (GHz)	Inductance min (μH) ³	DCR max ⁴ (mOhms)	Isolation ⁵ (Vrms)	Current ⁶ (mAdc)
CCDLF 10000L_	10	523.54 @ 43 MHz	0.043	5	250	300	100

1. When ordering, please specify **termination** and **packaging** codes:

CCDLF 8500LD

Termination L = RoHS compliant tin-silver-copper over silver-platinum
Special order: S = non-RoHS tin-lead (63/37).

Packaging D = 13" machine ready reel. EIA-481 embossed plastic tape (1000 parts per full reel). Quantities less than full reel available: in tape (not machine ready) or with leader and trailer (\$25 charge).

B = Less than full reel. In an effort to simplify our part numbering system, Coilcraft is eliminating the need for multiple packaging codes. When ordering, simply change the last letter of your part number from B to D.

2. Frequency at which the differential mode attenuation equals -3 dB

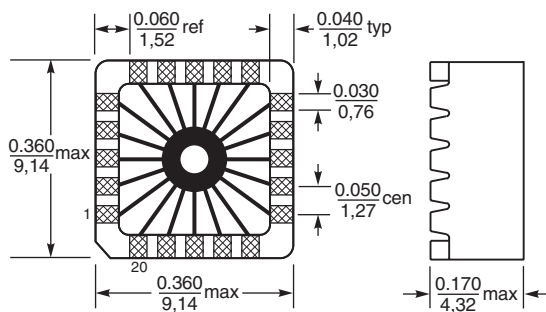
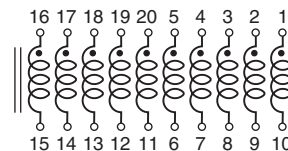
3. Inductance shown for each winding, measured at 1 MHz

4. DCR is for each winding.

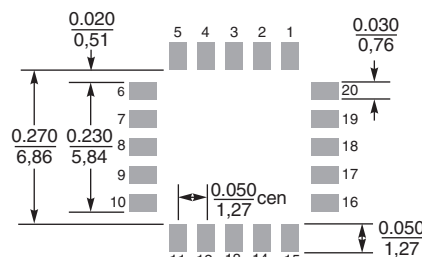
5. Interwinding isolation (hipot) tested for one minute.

6. Current rating is for each line.

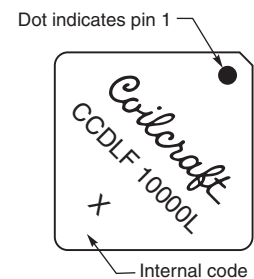
Refer to Doc 362 "Soldering Surface Mount Components" before soldering.



Dimensions are in $\frac{\text{inches}}{\text{mm}}$



Recommended Land Pattern



www.coilcraft.com

US +1-847-639-6400 sales@coilcraft.com
UK +44-1236-730595 sales@coilcraft-europe.com
Taiwan +886-2-2264 3646 sales@coilcraft.com.tw
China +86-21-6218 8074 sales@coilcraft.com.cn
Singapore + 65-6484 8412 sales@coilcraft.com.sg

Document 511-1 Revised 12/21/20

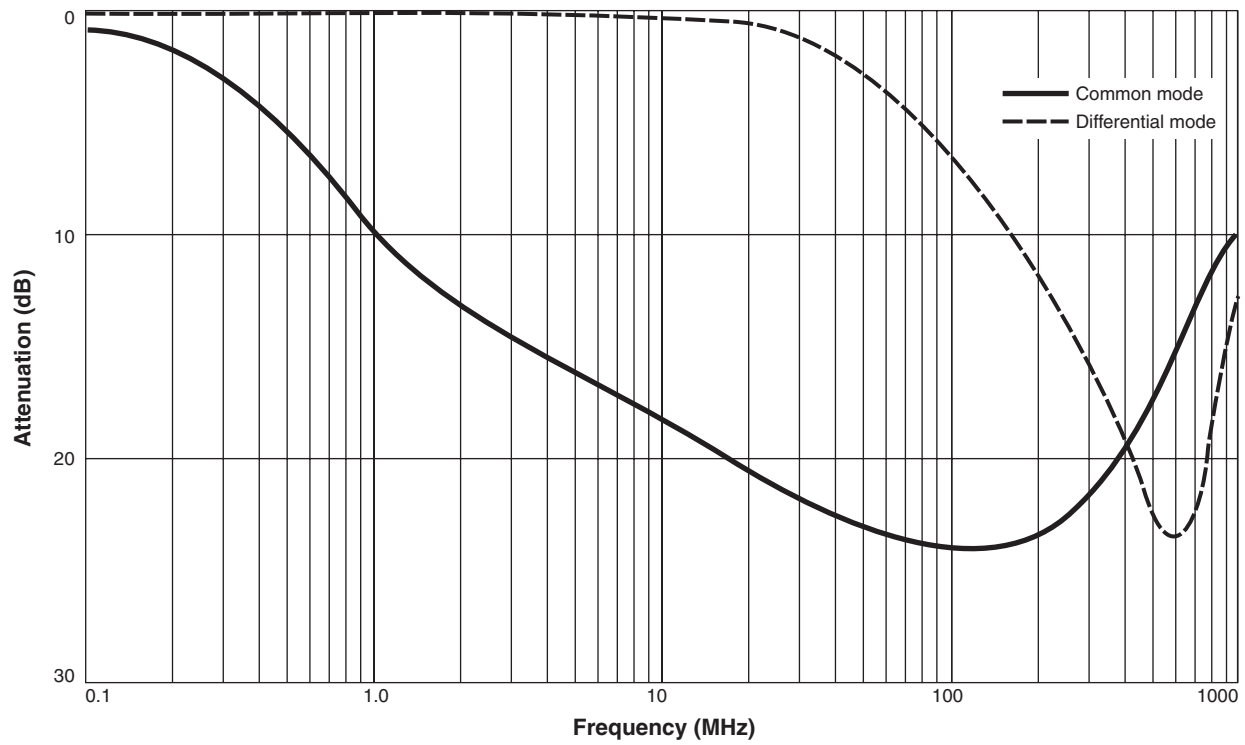
© Coilcraft Inc. 2021

This product may not be used in medical or high risk applications without prior Coilcraft approval. Specification subject to change without notice. Please check web site for latest information.

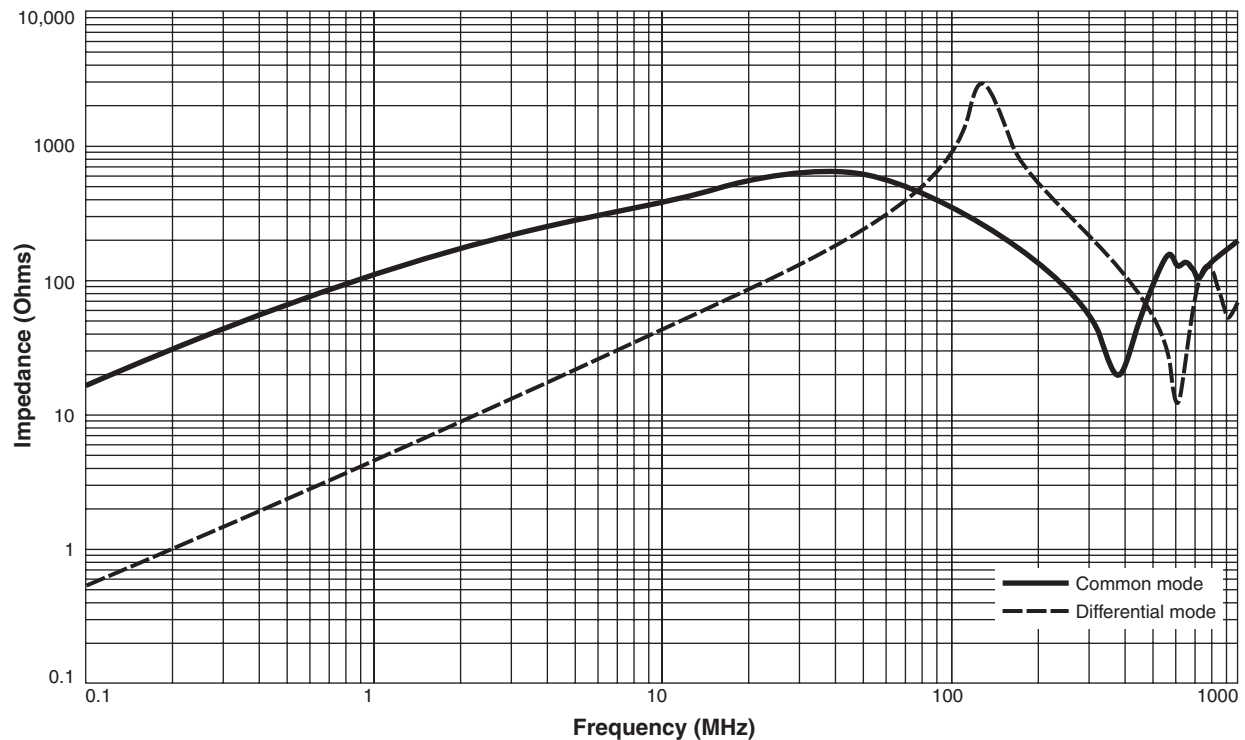


CCDLF 10000 Surface Mount Data Line EMI Filter

Attenuation (Ref: 50 Ohms)



Impedance vs Frequency



www.coilcraft.com

US +1-847-639-6400 sales@coilcraft.com
UK +44-1236-730595 sales@coilcraft-europe.com
Taiwan +886-2-2264 3646 sales@coilcraft.com.tw
China +86-21-6218 8074 sales@coilcraft.com.cn
Singapore + 65-6484 8412 sales@coilcraft.com.sg

Document 511-2 Revised 12/21/20

© Coilcraft Inc. 2021

This product may not be used in medical or high risk applications without prior Coilcraft approval. Specification subject to change without notice. Please check web site for latest information.

Mouser Electronics

Authorized Distributor

Click to View Pricing, Inventory, Delivery & Lifecycle Information:

Coilcraft:

[CCDLF10000LD](#) [CCDLF10000LB](#) [CCDLF8500LB](#) [CCDLF8000LB](#) [CCDLF8500LD](#) [CCDLF8000LD](#)