




# SMT Power Transformer

For Linear Technology LT1725  
Isolated Flyback Controller



- Can be used in isolated and non-isolated designs
- Operates with 36–72 Volts input; can be used for PoE.
- 1500 Vrms, one minute isolation between the primary and the secondary

**Core material** Ferrite

**Terminations** RoHS tin-silver (96.5/3.5) over tin over nickel over phos bronze. Other terminations available at additional cost.

**Weight** 5.1 g

**Ambient temperature** –40°C to +125°C

**Storage temperature** Component: –40°C to +125°C.

Tape and reel packaging: –40°C to +80°C

**Resistance to soldering heat** Max three 40 second reflows at +260°C, parts cooled to room temperature between cycles

**Moisture Sensitivity Level (MSL)** 1 (unlimited floor life at <30°C / 85% relative humidity)

**Packaging** 200 per 13" reel Plastic tape: 44 mm wide, 0.35 mm thick, 28 mm pocket spacing, 9.6 mm pocket depth

**PCB washing** Tested to MIL-STD-202 Method 215 plus an additional aqueous wash. See [Doc787\\_PCB\\_Washing.pdf](#).

Part number <sup>1</sup>	Power	L at 0 A <sup>2</sup> ±10% (μH)	L at I <sub>pk</sub> <sup>3</sup> min (μH)	DCR max (Ohms)			Leakage L max <sup>5</sup> (μH)	Turns ratio		I <sub>pk</sub> <sup>3</sup> (A)	Output <sup>7</sup>
				pri	sec <sup>4</sup>	bias		pri:sec <sup>6</sup>	pri:bias		
C1048-AL_	13 W	94.0	84.6	0.210	0.01	0.453	3.9	1:0.12	1:0.47	1.2	5 V, 2 A

1. When ordering, please specify **packaging** code:

**C1048-ALD**

**Packaging:** D = 13" machine ready reel. EIA-481 embossed plastic tape (200 per full reel). Quantities less than full reel available: in tape (not machine ready) or with leader and trailer (\$25 charge).

B = Less than full reel. In an effort to simplify our part numbering system, Coilcraft is eliminating the need for multiple packaging codes. When ordering, simply change the last letter of your part number from B to D.

2. Inductance is for the primary, measured at 250 kHz, 0.3 Vrms, 0 Adc.

3. Peak primary current drawn at minimum input voltage.

4. DCR is for both windings of the secondary connected in parallel.

5. Leakage inductance is for the primary winding with the secondary windings shorted.

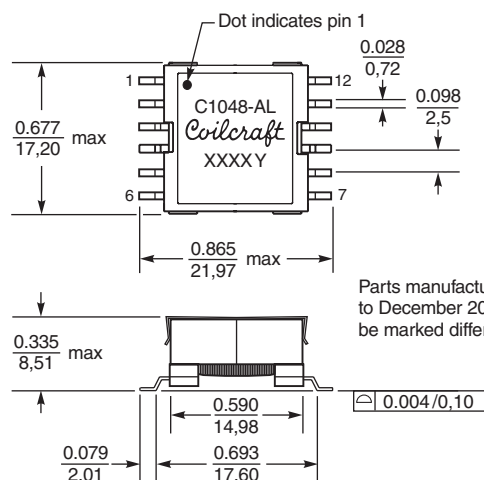
6. Turns ratio is with the secondary windings connected in parallel.

7. Output is with the secondary windings connected in parallel. Output of the bias winding with a 15 V, 0.2 A.

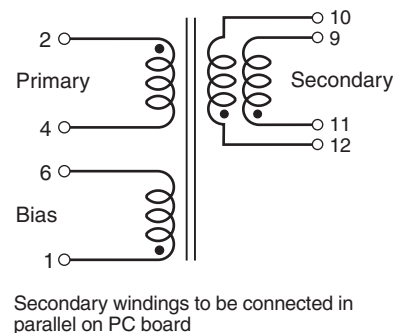
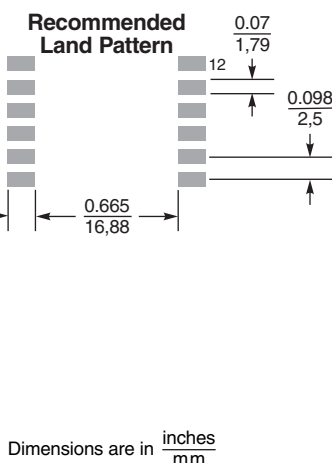
8. Operating temperature range –40°C to +125°C.

9. Electrical specifications at 25°C.

Refer to Doc 362 "Soldering Surface Mount Components" before soldering.



Parts manufactured prior to December 2011 may be marked differently.



[www.coilcraft.com](http://www.coilcraft.com)

**US** +1-847-639-6400 [sales@coilcraft.com](mailto:sales@coilcraft.com)  
**UK** +44-1236-730595 [sales@coilcraft-europe.com](mailto:sales@coilcraft-europe.com)  
**Taiwan** +886-2-2264 3646 [sales@coilcraft.com.tw](mailto:sales@coilcraft.com.tw)  
**China** +86-21-6218 8074 [sales@coilcraft.com.cn](mailto:sales@coilcraft.com.cn)  
**Singapore** + 65-6484 8412 [sales@coilcraft.com.sg](mailto:sales@coilcraft.com.sg)

Document 452 Revised 07/23/21

© Coilcraft Inc. 2021

This product may not be used in medical or high risk applications without prior Coilcraft approval. Specification subject to change without notice. Please check web site for latest information.

# Mouser Electronics

Authorized Distributor

Click to View Pricing, Inventory, Delivery & Lifecycle Information:

Coilcraft:

[C1048-ALB](#) [C1048-ALD](#)