

Product Document



User Guide

UG001005

AS5070

Socket Board

AS5070-SO_EK_SB

v2-00 • 2020-Dec-11

Content Guide

1	Introduction	3	3.2	AS5070-SO_EK_SB PCB Layout	6
1.1	Kit Content.....	3	4	Revision Information	7
1.2	Ordering Information	3	5	Legal Information.....	8
2	Board Description	4			
3	AS5070-SO_EK_SB Hardware.....	5			
3.1	AS5070-SO_EK_SB Schematics.....	5			


1 Introduction

The AAS5070-SO_EK_SB socket board is used for quick programming of the AS5070A and AS5070B magnetic rotary position sensors without soldering due to its ZIF socket.

This board can be used in combination with the AS5xxx-EK-USB-PB UART Programming Board and the provided LabVIEW evaluation software.

1.1 Kit Content

Figure 1:
AS5070 Socket Board Kit Content



Pos.	Item	Comment
1	AS5070-SO_EK_SB	Socket board

1.2 Ordering Information


Ordering Code	Description
AS5070-SO_EK_SB	AS5070 Eval Kit Socket Board

2 Board Description

The PCB offers direct connecting option to the AS5xxx-EK-USB-PB UART Programmmer with the 4-pin single-row connector on the left side. A ZIF Open-Top-Socket for SOIC8 packages is mounted in the middle. Pin 1 of the IC is indicated by a small white dot on the PCB.

All passive components needed for proper operation are included on bottom side the PCB.

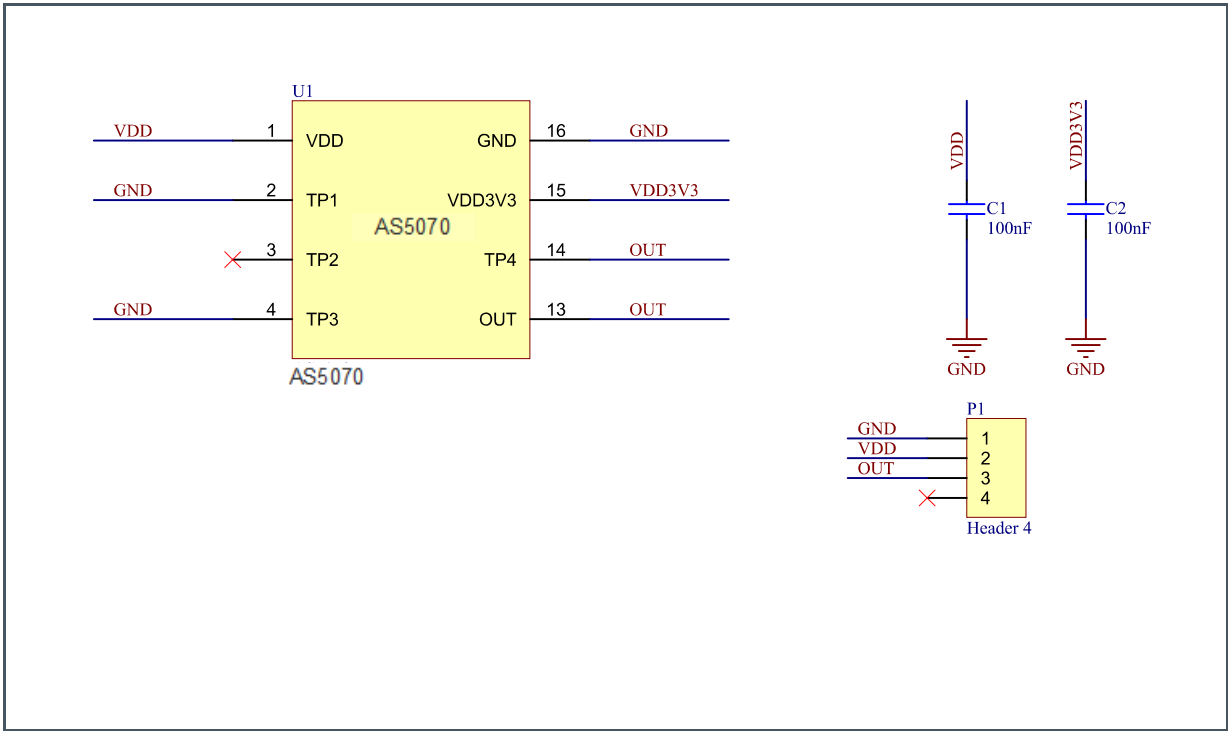
Figure 2:
AS5070 Socket Board



3 AS5070-SO_EK_SB Hardware


3.1 AS5070-SO_EK_SB Schematics

Figure 3:
AS5070-SO_EK_SB Schematics



3.2 AS5070-SO_EK_SB PCB Layout

Figure 4:
AS5070-SO_EK_SB PCB Layout



4 Revision Information

Changes from previous version to current revision v2-00	Page
Update to latest template	

- Page and figure numbers for the previous version may differ from page and figure numbers in the current revision.
- Correction of typographical errors is not explicitly mentioned.

5 Legal Information

Copyrights & Disclaimer

Copyright ams AG, Tobelbader Strasse 30, 8141 Premstaetten, Austria-Europe. Trademarks Registered. All rights reserved. The material herein may not be reproduced, adapted, merged, translated, stored, or used without the prior written consent of the copyright owner.

Demo Kits, Evaluation Kits and Reference Designs are provided to recipient on an "as is" basis for demonstration and evaluation purposes only and are not considered to be finished end-products intended and fit for general consumer use, commercial applications and applications with special requirements such as but not limited to medical equipment or automotive applications. Demo Kits, Evaluation Kits and Reference Designs have not been tested for compliance with electromagnetic compatibility (EMC) standards and directives, unless otherwise specified. Demo Kits, Evaluation Kits and Reference Designs shall be used by qualified personnel only.

ams AG reserves the right to change functionality and price of Demo Kits, Evaluation Kits and Reference Designs at any time and without notice.

Any express or implied warranties, including, but not limited to the implied warranties of merchantability and fitness for a particular purpose are disclaimed. Any claims and demands and any direct, indirect, incidental, special, exemplary or consequential damages arising from the inadequacy of the provided Demo Kits, Evaluation Kits and Reference Designs or incurred losses of any kind (e.g. loss of use, data or profits or business interruption however caused) as a consequence of their use are excluded.

ams AG shall not be liable to recipient or any third party for any damages, including but not limited to personal injury, property damage, loss of profits, loss of use, interruption of business or indirect, special, incidental or consequential damages, of any kind, in connection with or arising out of the furnishing, performance or use of the technical data herein. No obligation or liability to recipient or any third party shall arise or flow out of ams AG rendering of technical or other services.

RoHS Compliant & ams Green Statement

RoHS Compliant: The term RoHS compliant means that ams AG products fully comply with current RoHS directives. Our semiconductor products do not contain any chemicals for all 6 substance categories plus additional 4 substance categories (per amendment EU 2015/863), including the requirement that lead not exceed 0.1% by weight in homogeneous materials. Where designed to be soldered at high temperatures, RoHS compliant products are suitable for use in specified lead-free processes.

ams Green (RoHS compliant and no Sb/Br/Cl): ams Green defines that in addition to RoHS compliance, our products are free of Bromine (Br) and Antimony (Sb) based flame retardants (Br or Sb do not exceed 0.1% by weight in homogeneous material) and do not contain Chlorine (Cl) not exceed 0.1% by weight in homogeneous material).

Important Information: The information provided in this statement represents ams AG knowledge and belief as of the date that it is provided. ams AG bases its knowledge and belief on information provided by third parties, and makes no representation or warranty as to the accuracy of such information. Efforts are underway to better integrate information from third parties. ams AG has taken and continues to take reasonable steps to provide representative and accurate information but may not have conducted destructive testing or chemical analysis on incoming materials and chemicals. ams AG and ams AG suppliers consider certain information to be proprietary, and thus CAS numbers and other limited information may not be available for release.

Headquarters

ams AG
Tobelbader Strasse 30
8141 Premstaetten
Austria, Europe
Tel: +43 (0) 3136 500 0

Please visit our website at www.ams.com

Buy our products or get free samples online at www.ams.com/Products

Technical Support is available at www.ams.com/Technical-Support

Provide feedback about this document at www.ams.com/Document-Feedback

For sales offices, distributors and representatives go to www.ams.com/Contact

For further information and requests, e-mail us at ams_sales@ams.com

Mouser Electronics

Authorized Distributor

Click to View Pricing, Inventory, Delivery & Lifecycle Information:

[ams OSRAM:](#)

[AS5070X-SO_EK_SB](#)