



preci-dip

WWW.PRECIDIP.COM TEL +41 32 421 04 00 SALES@PRECIDIP.COM

# SPRING-LOADED CONNECTORS

2.54 mm GRID / SINGLE ROW / DOUBLE ROW / SURFACE MOUNT

Connectors with spring-loaded contacts (SLC), surface mount.

## TECHNICAL SPECIFICATIONS (FOR GENERAL SPECS, SEE PAGE 31)

INSULATOR	Black glass filled polyester PCT-GF30-FR		
FLAMMABILITY	UL 94V-0		
PISTON AND BARREL	Brass CuZn36Pb3 (C36000)		
	<b>8PM...131</b>	<b>8PM...219</b>	<b>8PM...260</b>
SPRING	Music wire DIN 17723, gold plated	Stainless steel X12 CrNi177, DIN 17224	Stainless steel X12 CrNi177, DIN 17224
MAX. STROKE	1.5 mm	1 mm	1.5 mm
FORCES	0.2 N initial 0.9 N at 1/2 stroke	0.25 N initial 0.95 N at 1/2 stroke	0.25 N initial 0.6 N at 1/2 stroke
MECHANICAL LIFE	50'000 cycles	50'000 cycles	100'000 cycles
OPERATING CURRENT	Max. 3 A	Max. 3 A	Max. 3 A
CONTACT RESISTANCE	10 mΩ (static measurement, halfway position)	10 mΩ	15 mΩ
COPLANARITY			
SMD TERMINATIONS	Max 0.1 mm (measured on 25 mm long connectors)		



Other plating on request (see page 178 for plating specs).

**NN number of poles.** Replace NN with the requested number of poles, e.g. 8PM-11-00NN-02-131 with 5 pins becomes 8PM-11-0005-02-131.

## ORDERING INFORMATION ROHS COMPLIANT PARTS

PLATING CODE	BARREL	PISTON
11	0.25 µm gold	0.25 µm gold
SS	0.5 µm gold	0.5 µm gold

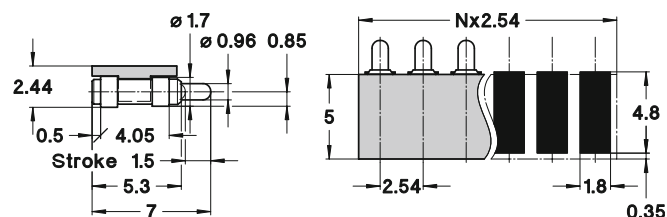
### 8PM-11-00NN-02-260

Parallel surface mount SLC connector for pick & place automatic assembly

AVAILABILITY FROM 2 to 10 contacts  
(standard number of contacts: 10)



T & R Packaging



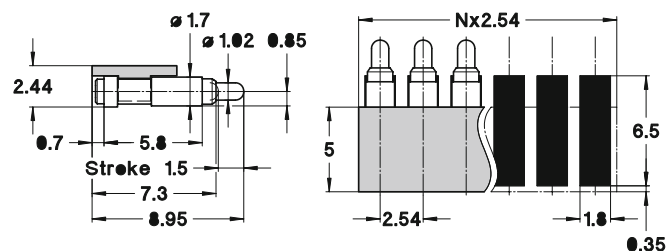
### 8PM-11-00NN-02-131

Parallel surface mount SLC connector for pick & place automatic assembly

AVAILABILITY FROM 2 to 10 contacts  
(standard number of contacts: 10)



T & R Packaging



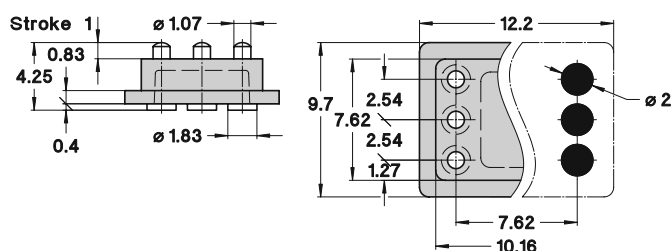
### 8PM-SS-0006-02-219

SLC connector for chipcards with contacting pads acc. to ISO 7816

Standard number of contacts: 6



T & R Packaging





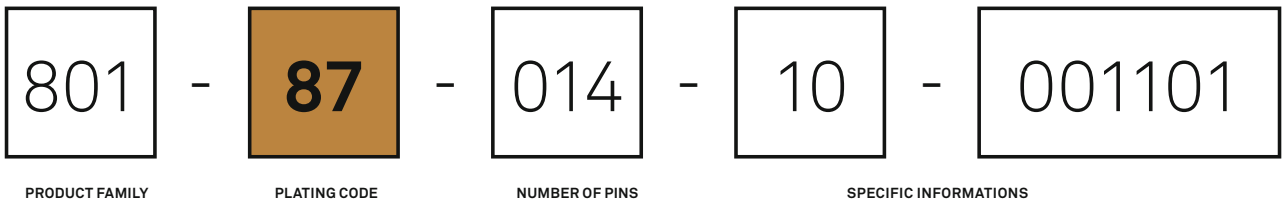
WWW.PRECIDIP.COM TEL +41 32 421 04 00 SALES@PRECIDIP.COM

# GENERAL INFORMATION

## PART NUMBERS AND PRODUCT IDENTIFICATION

PRECIDIP products are all identified with a unique part number. These numbers are built with up to 5 groups of digits separated by dashes. Each of these groups has its own signification, making it possible to identify the major characteristics of the product from the part number.

Please find below a brief explanation of PRECIDIP identification codes for connectors and sockets:



### PRODUCT FAMILY

- 81 x, 8Px
  - 1 xx, 2 xx
  - 3 xx, 4 xx, 8 xx
  - 5 xx
  - 6 xx, 7 xx
  - 9 xx
- Spring-loaded connectors
  - DIL sockets
  - PCB connectors
  - BGA, PGA and PLCC sockets
  - Carriers
  - Circular connectors, TO sockets

### PLATING CODE

The standard plating codes are listed and specified in the catalog section Contacts under General technical specifications at page 178.  
Tin-plated PRECIDIP products had to be changed to become RoHS compliant and have received a new part number to allow clear identification. Tin-lead plating was replaced by pure tin plating and the old plating code 9x was replaced by 8x.

### NUMBER OF PINS

These figures indicate always the total number of contacts of the product.

### SPECIFIC INFORMATIONS

The last two groups of digits can have different significations depending on the product family:

- Type of terminations (PCB connectors):

10

20

30 and 40

5x

6x

Straight solder pin

Right angle solder pin

SMD

Wire-wrap

Solderless press fit
- Type of clip (DIL sockets):

00

31

no clip

3 finger

4 x

6 x

4 finger

6 finger
- Packaging versions:

003101 for box or tube packaging

003191 for Tape and Reel packaging

### EXAMPLES

- 114-87-628-41-134191: DIL socket, 28 pins, 4 finger clip, tape and reel packaging
- 803-87-014-10-003101: PCB connectors, 14 pins, with straight solder pins, box packaging

## ROHS-COMPLIANT PLATING

All products displayed in this catalog are compliant with the European Directive 2002/95/EC on the restriction of the use of certain hazardous substances in electrical and electronic equipment (RoHS).

Please note that standard PRECIDIP RoHS-compliant parts are additionally identified with a green dot on the packaging.

# Mouser Electronics

Authorized Distributor

Click to View Pricing, Inventory, Delivery & Lifecycle Information:

## Preci-dip:

[8PM-11-0005-02-131191](#) [8PM-11-0007-02-260191](#) [8PM-11-0002-02-260191](#) [8PM-11-0005-02-260191](#) [8PM-11-0004-02-131191](#) [8PM-11-0003-02-131191](#) [8PM-11-0009-02-131191](#) [8PM-11-0004-02-260191](#) [8PM-SS-0006-02-219191](#) [8PM-11-0007-02-131191](#) [8PM-11-0010-02-131191](#) [8PM-11-0006-02-131191](#) [8PM-11-0009-02-260191](#) [8PM-11-0003-02-260191](#) [8PM-11-0008-02-260191](#) [8PM-11-0006-02-260191](#)