

5500 Lit Rocker Switches - Single Pole 16A 250Vac



- ▶ Standard rocker switch
- ▶ Illuminated
- ▶ Choice of switching circuits
- ▶ Choice of bezel styles
- ▶ Choice of panel cut outs
- ▶ Matching indicator
- ▶ Single pole
- ▶ Splashproof option
- ▶ Bezel size 'A' style 30.2 x 14.0



16(4)A 250Vac T85
10(3)A 250Vac T100, (12A 250Vac T125 for P rocker only)



UL CSA 15A 250Vac, CSA 16A Non Ind 250Vac
UL CSA 250Vac 1hp, 125Vac 1/2hp
UL 85°C, file E45221, CSA file LR10990

In house test

Inrush 24A to EN61058-1 & 20A 28Vdc



RoHS compliant

μ contact gap.

Technical data on pages 4 & 5 (switches), 66 (indicators).

For Twin units repeat the order details for both the left and right sides.

NON-LIT		LIT	
B BLACK	B BLACK	A AMBER	
R RED	R RED	C CLEAR	2 125V NEON
W WHITE	W WHITE	G GREEN	3 250V NEON
		R RED	7 12V INCANDESCENT

C 5503 A L B R 2 602W

ORDER FORMAT

TERMINAL CODE FUNCTION CODE ROCKER CODE BODY CODE BODY COLOR ROCKER COLOR LAMP VOLTAGE (if required) LEGEND & OPTIONS

TERMINAL	FUNCTION	ROCKER
C 6.3 x 0.8	Approvals & ratings vary with function ON OFF Switches - ON when pressed over terminal 3 	A Softline (Matt only) Lit
H 4.8 x 0.8	5500 μ ON - OFF 	 Lit
T 4.8 x 0.8 Solder	5503 μ preferred option ON - OFF Lit Switched neutral 	P Lit window (Matt only) Lit
	5508 μ for special applications ON - OFF Lit Unswitched neutral 	 Lit



C5503AL



C5500AL



C5503PL



C5503/5430AL

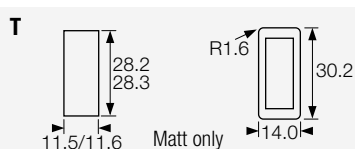
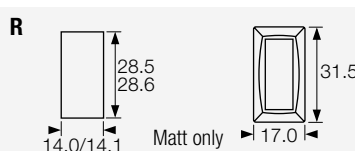
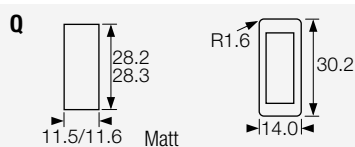
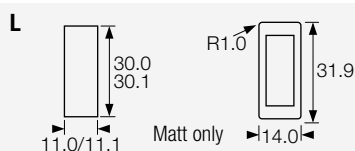
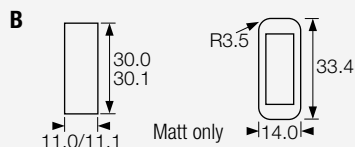
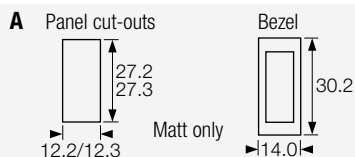


C5503/5503AL



C5503/5503PL

BODY



Cut-outs must be punched in the direction of insertion

OPTIONS

Finish Matt is standard

Color Call factory for custom colors
A full range is available for large orders

Legend printing Select from the examples or
call factory for custom legends

Lamp voltage Call factory for details

Hole blanking plugs A0434 (SP) A0494 (DP)
Dummy units to fill unused panel holes

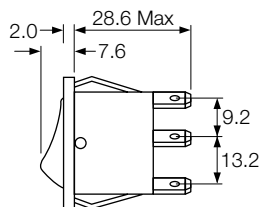
Protective covers (designed to IP65)
Snap on to A, L, Q or T bodies.
(add G74 suffix for single & G72 for double pole).
This reduces panel thickness by 1mm.



Panel sealing washers W46 (Single Pole) and
W42 (Double Pole) are available for these
body types but reduce panel thickness by a further
0.8mm.

For all options call the factory

DIMENSIONS (mm)



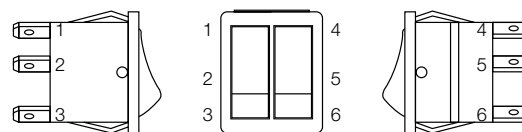
Terminal spacing - Poles 10.8 between centres (twin units)

Panel thickness

A,Q	0.75 to 3.3mm
L,B,T	0.75 to 2.5mm
R	0.75 to 3.0mm

Twin units

Two single switches or a switch and an indicator light can be
assembled side by side in one double pole body.
For 5500 range panel cut-out details (L, B and T) call factory.



For twin units the first set of order format details refer to the
left hand unit, when looking at the front of the assembly.
(This has terminal numbers 1, 2 & 3)

Examples of our range of legend printing

() is legend color B-Black, W-White, R-Red



602(W)



3064(W)



706(W)

Mouser Electronics

Authorized Distributor

Click to View Pricing, Inventory, Delivery & Lifecycle Information:

Bulgin:

[C5503ARBR3](#) [C5503ATBR7](#) [C5503ARBR7](#) [C5503ATBG3](#) [C5503ATBG7](#) [C5503AABG2](#) [C5503AABG7](#)
[C5503AABR2](#) [H5503AABR7](#) [C5508ALBG2](#) [C5503AABR7](#) [C5503ATBR2](#) [C5503ARBG7](#)