

Bulgin's range of **high quality rocker switches** includes a huge choice of **single** and **double contact** options available in various sizes, colours, terminations, actuator types and **ratings up to 16A, 250Vac**, allowing for virtually any design configuration.

- Available types: Ultra-thin, Miniature, Twin unit, Miniature round and Standard
- Rating from 10A, 250V ac up to 20A, 277V ac
- Single & double contact variants available
- Push-on, solder & PCB terminals
- Illuminated and non-illuminated options
- High in-rush (ON-OFF types)
- Matching Indicators
- Splash resistant options
- Choice of bezel styles and sizes, panel cut-outs and actuators
- Choice of switching circuits including 3 position



8800 Thinline Rocker Switches

10A 250Vac

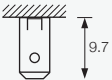

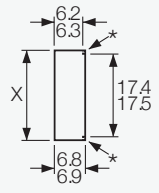
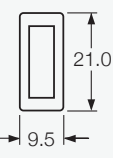
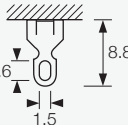

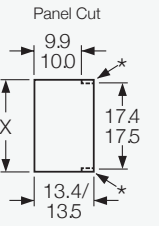
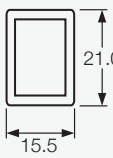
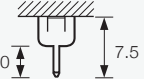

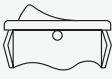


Key Features

- Ultra thin rocker switch
- Ratings up to 15A, 250Vac
- Single and twin gang
- Panel cut out:
Single 19.3 x 6.8
Twin 19.3 x 13.4

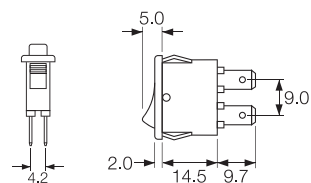
Approvals and specifications

- 10(6)A 250Vac T100 1E4 (10,000 Operations)
6(2)A 250Vac T100 5E4 (50,000 Operations)
Inrush rating 10/50A 1E4 (10,000 Operations)
- UL CSA 15A 250Vac (Twin unit is 10A 250Vac)
UL CSA 125Vac 1/2hp
UL 100°C, file E45221, CSA file LR10990
- 3mm contact gap.

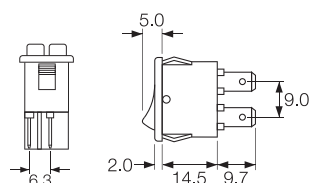
Terminal	Function	Rocker	Body	Body Colour	Rocker Colour
H 	 Switches are ON when pressed over terminal 1		A. Single contact Panel Cut  Bezel  *Optional profile for orientation	B Black	B Black
T 	8800  ON - OFF Single contact		B. Single contact - Twin Panel Cut  Bezel  *Optional profile for orientation	R Red	R Red
X 	8800  ON - OFF Twin contact		 Panel thickness 0.75-1.2 1.25-1.99 2.00-3.00 Dim X 19.1/19.2 19.3/19.4 19.7/19.8 Cut-outs must be punched in the direction of insertion	W White	W White

Dimensions

8800VA (H terminals shown)



8800V/8800VA (H terminals shown)



Legend	Legend Colour	Options
Blank	Blank	<p>Finish Matt finish only.</p> <p>Colour Call sales for custom colours. A full range is available for large orders.</p> <p>Legend printing Select from the examples or call sales for custom legends.</p>
132	B Black	
	W White	

Examples



☐ X8800VA



☐ X8800VA
☐ T8800VA - - -



☐ X8800VA
☐ T8800VA - - -



☐ H8800V/H8800VA
☐ T8800V/T8800VA



☐ H8800V/H8800VA
☐ T8800V/T8800VA

8500 Rocker Switches - Miniature

10A 250Vac Single & Double Contact



Key Features

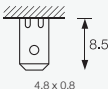

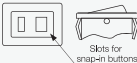
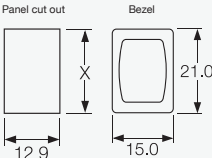
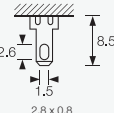


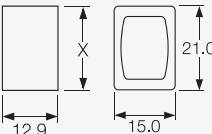
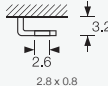


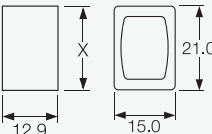
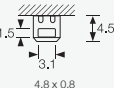


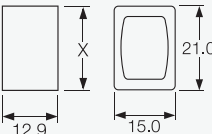
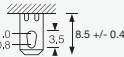


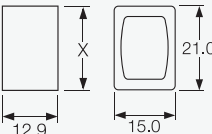


- Miniature rocker switch
- Ratings up to 15A, 250Vac
- Single & double contact in same body size
- Illuminated & non-illuminated
- Matching indicators
- Industry standard panel cut-out
- Rotary and push button actuator options
- Panel cut out: 19.3 x 12.9

Approvals and specifications

10(6)A 250Vac T125 IE4 (non lit types)
6(4)A 250Vac T125 5E4 (50,000 Operations)
10(6)A 250Vac T100 (lit types)

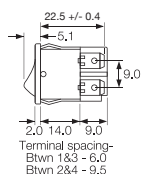
UL CSA 15A Non Ind 250Vac, 14A Ind 250Vac, 10A 277Vac
UL CSA 250Vac 1/2hp, 125Vac 1/4hp
UL 105°C, (non lit) file E45221, CSA file LR10990

3mm contact gap.

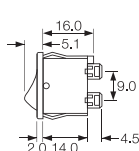
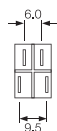
Terminal	Function	Rocker	Body	Body Colour	Rocker Colour								
<div>H</div> <div></div>	<div></div> <div>ON OFF Switches are ON when pressed over terminal 1</div>	<div>H Slotted for custom caps</div> <div></div>	<div>B Standard body with terminal barrier</div> <div></div>	<div>B Black</div>	<div>Un-Lit</div> <div>B Black</div>								
<div>K</div> <div></div>	<div>8500</div> <div></div> <div>ON - OFF Single contact (Uses terminals 1a & 2a)</div>	<div>R Semi-rotary (not lit)</div> <div></div>	<div>BC Body without terminal barrier</div> <div></div>	<div>R Red</div>	<div>Red</div> <div>R Red</div>								
<div>L</div> <div></div> <div>Right angle version of K terminal available on 8500 only</div>	<div>8503</div> <div></div> <div>ON (lit) - OFF Single contact</div>	<div>D Paddle lever (not lit)</div> <div></div>	<div>BC Body without terminal barrier</div> <div></div>	<div>W White</div>	<div>Lit</div> <div>A Amber</div>								
<div>R</div> <div></div>	<div>8553</div> <div></div> <div>ON (lit) - OFF Double contact</div>	<div>V Curved (not lit)</div> <div></div>	<div>BC Body without terminal barrier</div> <div></div>	<div>W White</div>	<div>Clear</div> <div>C Clear</div>								
<div>T</div> <div></div> <div>Solder</div>	<div>8580</div> <div>Available with H terminals only</div> <div></div> <div>Indicator UL/CSA E83363</div>	<div>V Curved (lit)</div> <div></div>	<div>BC Body without terminal barrier</div> <div></div>	<div>W White</div>	<div>Red</div> <div>R Red</div>								
		<div>X Two colour (not lit)</div> <div></div>	<div>Dimensions for snap-in fixing</div> <table><tr><td>Panel thickness</td><td>Dim X</td></tr><tr><td>0.75-1.25</td><td>19.1/19.2</td></tr><tr><td>1.25-2.00</td><td>19.3/19.4</td></tr><tr><td>2.00-3.00</td><td>19.7/19.8</td></tr></table> <div>Cut-outs must be punched in the direction of insertion</div>	Panel thickness	Dim X	0.75-1.25	19.1/19.2	1.25-2.00	19.3/19.4	2.00-3.00	19.7/19.8		
Panel thickness	Dim X												
0.75-1.25	19.1/19.2												
1.25-2.00	19.3/19.4												
2.00-3.00	19.7/19.8												
		<div>A Softline lens</div> <div></div>											
		<div>P Push button operation (8500 only) See drawing opposite</div>											

Dimensions

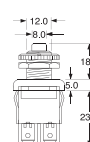
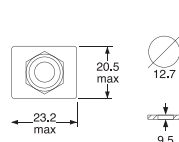
“B” body with barrier for H, T and K terminals



“BC” body w/o barrier primarily for L or R terminals (can be used for all terminals)



‘PO’ Actuator and body - push button function (8500 only)



Insert Colour	Lamp Voltage	Legend	Legend Colour	Options
X Rocker Only	Blank	Blank	Blank	<p>Finish Matt finish only.</p> <p>Colour Call sales for custom colours. A full range is available for large orders.</p> <p>Legend printing Select from the examples or call sales for custom legends.</p> <p>Lamp voltage Call sales for details of available voltages.</p> <p>Protective cover L167 Snaps on to bodies with V or X style rockers and A lens. This reduces panel thickness by 0.8mm.</p>
R Red	2 125V Neon	076	B Black	
W White	3 250V Neon		W White	
Leave blank for other Rocker types	7 12V Filament			
	8 24V Filament			

Examples



H8500VB ---
T8500VB ---



H8550VB ---
T8550VB ---



H8550HB ---
T8550HB ---



H8550XB ---
T8550XB ---



H8550RB Semi-rotary
A splash proofing option



H8500PO ---
Pushbutton option



H8553VB ---
T8553VB ---



H8580AB ---

8600 Rocker Switches - Miniature

10A 250Vac Single & Double Contact



Key Features

- Miniature rocker switch
- Ratings up to 16A, 250Vac
- Single & double Contact
- ON/OFF, C/O, biased and centre off switching
- Push on, solder and PCB terminals
- Illuminated and non illuminated
- Matching indicators
- Panel cut out single: 19.3 x 12.9 double: 19.3 x 21.9

Approvals and specifications

UL 10(4)A 250Vac T90 (unless noted below)

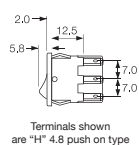
UL CSA See ratings below
UL 65°C, file E45221, CSA file LR10990

3mm contact gap except where marked μ .

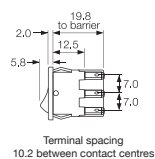
Terminal	Function	Rocker	Body	Body Colour
H T X Double Contact switches with "X" terminals are supplied without terminal barriers	Approvals & ratings vary with function 8600 10(4)A 16A 250V, 10A 277V 1/2HP 277V, 1/4HP 125V ON - OFF 8601 6(1)A 16A 250V, 6A 277V ON - OFF (momentary ON) 8602 10A 6A 277V ON - OFF (momentary OFF) N/A ON - OFF Lit 8610 6(1)A 10A 277V 1/2HP 277V, 1/4HP 125V ON - ON 8611 6A 277V ON - ON (momentary 1 side) 8620 μ ON - OFF - ON 8630 6(1)A UL E63363 CSA LR29381 KEMA-KUER Indicators	8650 10(4)A 10A 277V 1/2HP 277V, 1/4HP 125V ON - OFF 8651 6(1)A 6A 277V ON - OFF (momentary ON) 8652 10(4)A 6A 277V ON - OFF (momentary OFF) 8653 10(4)A 6A 277V ON - OFF Lit 8660 6(1)A 10A 277V 1/2HP 277V, 1/4HP 125V ON - ON 8661 6A 277V ON - ON (momentary 1 side) 8670 μ ON - OFF - ON N/A	V Curved V Curved (lit) F Flat Indicator only (Single contact) B Single Contact Panel cut out Bezel Single Contact dimensions for snap-in fixing Panel thickness 0.75-1.25 1.25-1.99 2.00-3.00 Dim X 19.1/19.2 19.3/19.4 19.7/19.8 B (Double Contact) with terminal barrier BC (Double Contact) w/o terminal barrier Panel cut out Bezel Double Contact dimensions for snap-in fixing Panel thickness 0.75-1.24 1.25-1.99 2.00-3.00 Dim X 19.1/19.2 19.3/19.4 19.7/19.8 Cut-outs must be punched in the direction of insertion	B Black R Red W White


Dimensions

Single contact



Double contact



Rocker Colour	Lamp Voltage	Legend	Legend Colour	Options
Un-Lit B Black	Blank	Blank	Blank	Finish Matt finish only.
R Red	2 125V Neon	076	B Black	Colour Call sales for custom colours. A full range is available for large orders.
W White				Legend printing Select from the examples or call sales for custom legend.
Lit A Amber	3 250V Neon		W White	Lamp voltage Call sales for details of available voltages.
G Green				Blanking plate A8634FB Dummy unit to fill unused panel holes. Single contact size only.
C Clear	7 12V Filament			Protective covers L167 for SP L180 for DP Snap on to bodies with V rocker or F lens. This reduces panel thickness by 2.2mm.
R Red	8 24V Filament			 Single Contact options Most switches shown can have single contact switching in double contact bodies.

Examples



H8600VB ---
T8600VB ---



H8600VB ---
T8600VB ---



H8630FB ---
T8630FB ---



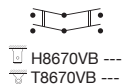
H8650VB ---
T8650VB ---



H8660VB ---
T8660VB ---



H8653VB ---
T8653VB ---



- 3 position miniature rocker switch
- Panel cut out:
single: 19.3 x 12.9
double: 19.3 x 21.9
- Ratings up to 15A, 250Vac
- Single & double Contact
- Centre off switching
- Push on, solder and PCB terminals
- Matching indicators

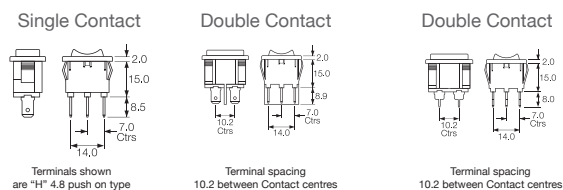
10(4)A 250Vac T90


UL CSA 15A 277Vac (Single Contact)
UL CSA 250Vac 1/2hp (Single Contact)
UL CSA 125Vac 1/4hp (Single Contact)
UL CSA 10A 277Vac (Double Contact)
UL CSA 277Vac 1/2hp (Single & Double Contact)
UL 90°C, file E45221, CSA file LR10990

μ contact gap.

306 Switches

Dimensions



Lamp Voltage	Legend	Legend Colour	Options
Blank	Blank	Blank	<p>Finish Matt finish only.</p> <p>Colour Call sales for custom colours. A full range is available for large orders.</p> <p>Legend printing Select from the examples or call sales for custom legend.</p> <p>Lamp voltage Call sales for details of available voltages.</p> <p>Blanking plate A8634FB Dummy unit to fill unused panel holes. Single Contact size only.</p> <p>Protective covers L167 for SP L180 for DP Snap on to bodies with V rocker or F lens. This reduces panel thickness by 2.2mm.</p>  <p>Single Contact options Most switches shown can have single Contact switching in double Contact bodies.</p>
2 125V Neon	076	B Black	
3 250V Neon		W White	
7 12V Filament			
8 24V Filament			

1250 Rocker Switches

10A 250Vac



C1250AP ---

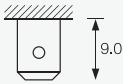



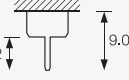





C1250AN ---



Key Features

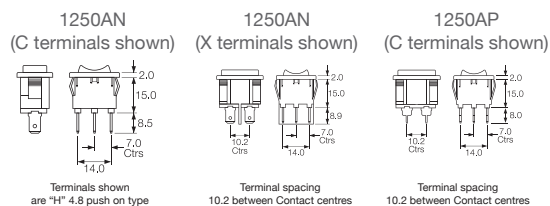
- Standard rocker switch
- Panel cut out: 27.2 x 12.4 (snap in) 26.3 x 12.4 (sub panel mount)
- Double Contact in single Contact body
- Snap in or sub panel mount
- Integral terminal barrier
- Push on or PCB terminals

Terminal	Function	Rocker	Body	Body Colour	Rocker Colour
C  6.3 x 0.8	 On when pressed over terminal 1 1250  ON - OFF Double Contact Contacts are 9.0mm between centres.	A Curved  Shown in N body	N Panel cut-out Sub-panel: 26.1/26.2, 12.4/12.5 Facia: 23.8 nom, 13.1 nom, R3.5 Bezel: 13.0, 29.5 Panel thickness: 0.75-1.24, 1.25-1.99, 2.00-3.00 Dim X: 26.1/26.2, 26.3/26.4, 26.7/26.8	B Black W White	B Black W White
X  PCB 0.8sq (N body only)	 On when pressed over terminal 1 1250SP  ON - OFF Single Contact	 Shown in P body	P Panel cut out 27.2/27.3, 12.4/12.5 Bezel: 29.5, 15.0 Panel thickness: 0.75-3.00 <small>Cut-outs must be punched in the direction of insertion</small>		G Grey

Approvals and specifications

	10(6)A 250Vac T100
	6A 400Vac T100
	1A 30Vdc
	UL CSA 10A 250Vac
	UL CSA 16A 250Vac Resistive
	UL CSA 125Vac 1/2hp
	UL CSA 1A 30Vdc
	UL 100°C, file E45221, CSA file LR10990
	3mm contact gap

Dimensions



Legend	Legend Colour	Options
Blank	Blank	<p>Finish Matt finish only.</p> <p>Colour Call sales for custom colours. A full range is available for large orders.</p> <p>Legend printing Select from the examples or call sales for custom legend.</p>
085	<p>B Black</p> <p>W White</p>	

6000 SP Splash Resistant Rocker Switches

16A 250Vac



Key Features

- Ratings up to 20A, 277Vac
- Positive switch action
- Distinctive styling
- Illuminated & nonilluminated
- Single Contact
- Panel cut out: 30.1 x 11.1mm

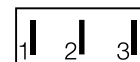
Approvals and specifications

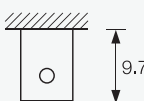



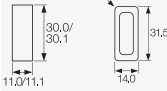
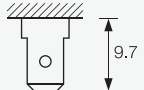



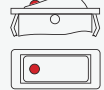
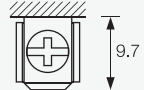




- European 16(4)A 250Vac T125, 10A 400Vac T125
- UL = 20A 277Vac, 1 1/2HP 250Vac 1HP 125Vac
CSA = 20A 277Vac, 1HP 125Vac, 1/2HP 125Vac

3mm contact gap with Positive Break switching.
Call factory for IP details.

Vary with Function

Approvals & ratings vary with function
ON OFF Switches - ON when pressed
over terminals 3.



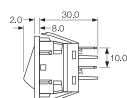
Terminal	Function	Rocker	Body	Body Colour	Rocker Colour	Lamp Voltage
C  6.3 x 0.8	6000  ON - OFF 6001  ON - OFF (momentary ON)	A Softline Matt 	L Panel cut-out ** Bezel  30.0/30.1 11.0/11.1 R2.0 31.5 14.0 Cut-outs must be punched in the direction of insertion	B Black W White	Lit (DP) A Amber C Clear G Green R Red Lit (DP) B Black R Red W White	Blank 2 125V Neon 3 250V Neon 5 12Vdc LED (P Rocker) 6 24Vdc LED (P Rocker) 7 12V Filament 8 24Vdc Filament
H  4.8 x 0.8	6002  ON - OFF (momentary OFF) 6003  ON - OFF Lit	A Softline Matt  P Lit window Matt 				
S  9.7 Screw & Clamp N/A for assemblies with 3 terminals	6008  ON - OFF Lit (Unswitched neutral) 6009  ON - OFF (momentary ON) Lit (Unswitched neutral) 6010  ON - ON 6011  ON - ON (momentary 1 side)					

Integral Splash Resistance




Current carrying parts are protected from moisture. Droplets which may enter the switch are channelled out through ports in the switch body. For IP65 see options below

Dimensions



Panel thickness
L 0.75 to 2.5mm
** For cut-out details on momentary switches call sales

Legend	Legend Colour	Options
Blank	Blank	G74 Protective Cover
1223	B Black	<p>Finish Matt is standard.</p> <p>Colour Call sales for custom colours. A full range is available for large orders.</p> <p>Legend printing Select from the examples or call sales for custom legends.</p> <p>Lamp voltage Call sales for details.</p> <p>Protective cover A snap on cover is available (add G after body code), this reduces panel thickness by 2mm.</p>  <p>Panel sealing washer W46 is available, this reduces panel thickness by 1.2mm.</p> <p>Covers are not suitable for momentary types. For all options call the factory</p>
	W White	

Examples



C6000AL - - -



C6000AL - - -



C6010AL - - -



C6003AL - - -




C6003PL - - -



C6030AL - - -

6050 DP Splash Resistant Switches

& Twin Switches - 16A 250Vac



Key Features

- Ratings up to 20A, 277V ac
- Positive switch action
- Distinctive styling
- Illuminated & non-illuminated
- Double Contact
- DC LED Illumination Available
- Panel cut out: 30.1 x 22.2mm

Approvals and specifications

European 16(4)A 250Vac T125, 10A 400Vac T125


UL CSA (except 6054 & 6055 Switches)
20A 277Vac, 250Vac 11/2hp, 125Vac 1hp

UL 100°C, file E45221, CSA file LR10990

3mm contact gap with Positive Break switching.

Terminal	Function	Rocker	Body	Body Colour
C 6.3 x 0.8	6050 ON - OFF 6051 ON - OFF (momentary ON) 6052 ON - OFF (momentary OFF) 6053 ON - OFF Lit 6054 ON - OFF (momentary ON) Lit 6055 ON - OFF (Single Contact) (momentary ON) Lit 6056 ON - OFF (Single Contact) Isolated light 6057 ON - OFF Isolated light 6058 ON - OFF (Single Contact) Lit 6059 ON - OFF (Single Contact) (momentary ON) Isolated light	A Softline Matt A Softline Matt P Lit window Matt Lit window	L Double Contact Panel cut-out ** Bezel L Twin units Contact sales for information on splash resistance and IP ratings 	Lit (DP) A Amber C Clear G Green R Red Un-Lit (DP) B Black R Red W White

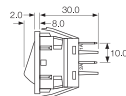
Integral Splash Resistance



Current carrying parts are protected from moisture. Droplets which may enter the switch are channelled out through ports in the switch body.

For IP65 see options below

Dimensions



Panel thickness

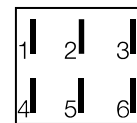
L 0.75 to 2.5mm


** For cut-out details on momentary switches call sales

Terminal spacing - Contacts 10.5 between centres

Vary with Function

Approvals & ratings vary with function
ON OFF Switches - ON when pressed over terminals 3 & 6.



Rocker Colour	Lamp Voltage	Legend	Legend Colour	Options
B Black	Blank	Blank	Blank	G74 Protective Cover
R Red	2 125V Neon	1223	B Black	Finish Matt is standard.
W White	3 250V Neon		W White	Colour Call sales for custom colours. A full range is available for large orders.
	5 12Vdc LED (P Rocker)			Legend printing Select from the examples or call sales for custom legends.
	6 24Vdc LED (P Rocker)			Protective cover The 6050 series is a water through design. For a higher level of sealing, a snap on cover is available (add G after body code). This reduces panel thickness by 1mm.
	7 12V Filament			
	8 24Vdc Filament			Panel sealing washer W42 is available. This reduces panel thickness by 1.00mm. Covers are not suitable for momentary types.
				IP Ratings Call the sales for details.
				Terminal Link P1067 connects the Contacts of a double Contact switch or twin unit.
				# Mounting orientation may affect IP rating.

Examples



☐ C6050AL - - -



☐ C6053AL - - -



☐ C6053PL - - -



☐ C6000A/C6000AL



☐ C6003P/C6003PL



☐ C6003P/C6030AL

1500 Standard & 1300 High Inrush Switches

150A to EN61058-1 and 16A 250Vac



Key Features

- Standard rocker switch
- Non-illuminated
- 150A inrush
- Choice of switching circuits including 3 position
- Choice of bezel styles
- Choice of panel cut outs
- Matching indicator
- Single Contact
- Splash resistant option
- DC LED Illumination Available for "P" Rocker
- Panel cut out 'A' style: 27.3 x 12.3mm

Approvals and specifications

1500 Series 16(4)A 250Vac T125

UL CSA 16A Non Ind 250Vac, (2 posn) 250Vac 1hp, 125Vac 1/2hp, (3 posn) 250Vac 1/2hp, 125Vac 1/4hp
 1330 36Vdc 14A
 1350 72 Vdc 7A
 1500 & 1510 14 Vdc 10A
 UL 85°C, file E45221, CSA file LR10990

In house test:
 10A 24Vdc—Indicative rating only

1300 series 16(6)A 250Vac T125 5E4 (50,000 Ops.)
 150A Inrush to EN61058-1

Terminal	Function	Rocker	Body	Finish	Body Colour
C 6.3 x 0.8 9.1	Standard 1500 ON - OFF 1501 HP rating N/A ON - OFF (momentary ON) 1502 HP rating N/A ON - OFF (momentary OFF) 1510 μ HP rating N/A ON - ON 1511 μ HP rating N/A ON - ON (momentary 1 side) 1520 μ 125V & 250V 1/2 HP H terminal rated T100 only ON - OFF - ON 1521 μ HP rating N/A H terminal rated T100 only ON - OFF - ON (momentary 1 side) 1522 μ HP rating N/A H terminal rated T100 only ON - OFF - ON (momentary 2 sides) 0430 (Indicator) HP rating N/A H terminal rated T100 only 1484 In-house tested to 10(3)A 250Vac 3 position selective 1487 In-house tested to 10(3)A 250Vac 3 position selective High Inrush 1300 ON - OFF	A Softline Matt B Splash resistant (with Arcshield) Matt H Slotted (for custom Adaptors) not momentary V Curved Matt or gloss W Splash resistant (with Arcshield) Matt X Two colour Matt ON - OFF only (not momentary) F Flat lens Gloss (0430 only) A Softline lens Matt (0430 only) as F but with raised profile	Panel cut-out Bezel Cut-outs must be punched in the direction of insertion A 27.2/27.3 12.2/12.3 30.2 14.0/14.0 Gloss or Matt B 30.0/30.1 11.0/11.1 33.4 14.0/14.0 R3.5 Matt only L 30.0/30.1 11.0/11.1 32.0 14.0/14.0 R1.0 Matt only Q 28.2/28.3 11.5/11.6 30.2 14.0/14.0 R1.6 Gloss or matt R 28.5/28.6 14.0/14.1 31.5 17.0/17.0 Matt only T 28.2/28.3 11.5/11.6 30.2 14.0/14.0 R1.6 Matt only	M Matt G Gloss Applies to both Rocker & Body	B Black R Red W White

Dimensions

UL CSA 20A 250Vac 1hp, 125Vac 1/2hp
UL 85°C, file E45221, CSA file LR10990

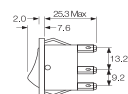
In house test:

20A 24Vdc — Indicative rating only

The 1500 & 1300 switch range are capable of reaching in excess of 300K cycles

BioCote antimicrobial additive. Independently verified to ISO22196:2007.

3mm contact gap except if marked μ .



Panel thickness

A, Q 0.75 to 3.3mm
L, B, T 0.75 to 2.5mm
R 0.75 to 3.0mm

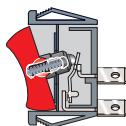
* For cut-out details on momentary switches call sales

Splash Resistance

1500 W and B splash resistant options


Feather edge seals and a close fitting collar protect current carrying parts from moisture.

B option has Hytrel collar/seals for enhanced protection.



1300 High inrush, positive break switching

The 1300 series mechanism ensures contact welds formed at switch-on are positively separated by the plunger tube acting directly on the step in the moving contact.

Rocker Colour	Lamp Voltage	Insert Colour	Legend	Legend Colour	Options
Un-Lit	Blank	Blank	Blank	Blank	Finish Matt is standard.
B Black	2 125V Neon	R Red	602A	B Black	Colour Call sales for custom colours. A full range is available for large orders.
R Red	3 250V Neon	W White		W White	Legend printing Select from the examples or call sales for custom legends.
W White	7 12V Filament				Lamp voltage Call sales for details.
Lit	8 24Vdc Filament				Blanking plates A0434 - - Dummy units to fill unused panel holes.
A Amber					Protective cover Snaps on to A, L, Q or T bodies (add G after body code in cat no.), this reduces panel thickness by 1mm.
C Clear					
G Green					Panel sealing washer W46 is available for the same body sizes, this reduces panel thickness by a further 0.8mm. Covers are not suitable for momentary types.
R Red					For all options call sales.

Examples



C1500AR ---
T1500AR ---



C1500AL ---
T1500AL ---



C1500XL ---
T1500XL ---



C1510AL ---
T1510AL ---




C1520AL ---
T1520AL ---



C0430AL ---
T0430AL ---

5500 Lit Rocker Series

10A 250Vac



Key Features

- Standard rocker switch
- Illuminated
- Choice of switching circuits
- Choice of bezel styles
- Choice of panel cut outs
- Matching indicator
- Single Contact
- Splash resistant option
- Panel cut out 'A' style:

Approvals and specifications

16(4)A 250Vac T85
10(3)A 250Vac T100, (12A 250Vac T125 for P rocker only)

UL CSA 15A 250Vac, CSA 16A Non Ind 250Vac
UL CSA 250Vac 1hp, 125Vac 1/2hp
UL 85°C, file E45221, CSA file LR10990

μ contact gap.

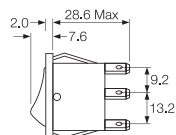
For Twin units repeat the order details for both the left and right sides.

Terminal	Function	Rocker	Body	Body Colour	Rocker Colour
C 6.3 x 0.8	Approvals & ratings vary with function ON OFF Switches - ON when pressed over terminal 3 5500 μ ON - OFF Single Contact	A Softline (Matt only) P Lit window (Matt only) 	A Panel Cut - outs B L Q R T 	B Black W White	Un-Lit B Black R Red W White Lit A Amber C Clear G Green R Red

Dimensions

Panel thickness

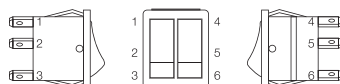
A, Q	0.75 to 3.3mm
L, B, T	0.75 to 2.5mm
R	0.75 to 3.0mm



Twin units


Two single switches or a switch and an indicator light can be assembled side by side in one double Contact body.

For 5500 range panel cut-out details (L, B and T) call sales.



Terminal spacing -
Contacts 10.8 between centres (twin units)

For twin units the first set of order format details refer to the left hand unit, when looking at the front of the assembly.
(This has terminal numbers 1, 2 & 3)

Lamp Voltage	Legend	Legend Colour	Options
Blank	Blank	Blank	<p>Finish Matt is standard.</p> <p>Colour Call factory for custom colours. A full range is available for large orders.</p> <p>Legend printing Select from the examples or call factory for custom legends.</p> <p>Lamp voltage Call factory for details.</p> <p>Blanking plate A0434 - - (SP) A0494 - - (DP) Dummy units to fill unused panel holes.</p> <p>Protective cover Snaps on to A, L, Q or T bodies (add G after body in cat no.), this reduces panel thickness by 1.00mm.</p>  <p>Panel sealing washers W46 (Single Contact) and W42 (Double Contact) are available for these body types, this reduces panel thickness by 2mm.</p> <p>For all options call the factory.</p>
2 125V Neon	602A	B Black	
3 250V Neon		W White	
5 12Vdc LED (P Rocker) IF = 20-30mA			
6 24Vdc LED (P Rocker) IF = 20-30mA			
7 12V Filament			
8 24Vdc Filament			

Examples



C5503AL - - -



C5500AL - - -



C5503PL - - -



C5503A/C5430AL



C5503A/C5503AL



C5503P/C5503PL

1500 Twin Units Switches and Indicators

16A 250Vac



Key Features

- Twin unit rocker switch
- Choice of switching circuits including 3 position
- Push-on, solder and PCB terminals
- Choice of bezel styles
- Choice of panel cut outs
- Matching indicator
- Single Contact switches
- Splash resistant option
- Panel cut out 'A' style: 27.2 x 22.3mm

Approvals and Specifications

16(4)A 250Vac T125

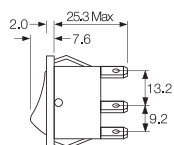
UL CSA 16A 250Vac
UL CSA (2 posn) 250Vac 1hp, 125Vac
1/2hp, (3 posn) 250 Vac
1/2hp, 125Vac 1/4hp
UL 85°C, file E45221, CSA file LR10990

For versions with High Inrush or for 50,000 operations,
3mm contact gap except where marked μ .

Terminal	Function	Rocker	Body	Finish	Body Colour	Rocker Colour
C 6.3 x 0.8	Approvals & ratings vary with function ON OFF Switches - ON when pressed over terminal 1 or 4 	A Softline (Matt only) 	Panel Cut - outs Bezel A 22.3/22.4 27.2/27.3 30.2/25.0 Gloss or Matt	M Matt	B Black	Un-Lit B Black
H 4.8 x 0.8	1500 ON - OFF	B Softline (Matt only) 	B 22.1/22.2 30.0/30.1 33.4/25.0 Matt only	G Gloss	W White	R Red
T Solder	1510 μ ON - ON	W Softline (Matt only) 	L 22.1/22.2 30.0/30.1 32.0/25.0 Matt only	Applies to both Rocker & Body		W White
K 2.0 x 1.2	1520 μ ON - OFF - ON	X Softline (Matt only) 	Q 22.3/22.4 28.2/28.3 30.2/25.0 Gloss or matt			Lit A Amber
X 4.0 x 1.2	0430 Indicator	A Softline (Matt only) 	R 23.0/25.4 28.4/28.5 33.2/28.9 Matt only			C Clear
			T 22.3/22.4 28.2/28.3 30.2/25.0 Matt only			G Green
						R Red

Dimensions

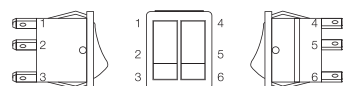
Panel thickness
A, Q 0.75 to 3.3mm
L, B, T 0.75 to 2.5mm
R 0.75 to 3.0mm



Call sales for terminal spacing details

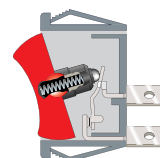
Twin units

Two single switches or a switch and an indicator light can be assembled side by side in one double Contact body.



For twin units the first set of order format details refer to the left hand unit, when looking at the front of the assembly.
 (This has terminal numbers 1, 2 & 3)

Splash Resistant



Feather edge seals and a close fitting collar protect current carrying parts from moisture.

B option has Hytrel collar/seals for enhanced protection.

Insert Colour	Lamp Voltage	Legend	Legend Colour	Options
Blank	Blank	Blank	Blank	Finish Matt is standard.
R Red	2 125V Neon	602A	B Black	Colour Call factory for custom colours. A full range is available for large orders.
W White	3 250V Neon		W White	Legend printing Select from the examples or call factory for custom legends.
	5 12Vdc LED (P Rocker)			Lamp voltage Call factory for details.
	6 24Vdc LED (P Rocker)			
	7 12V Filament			
	8 24Vdc Filament			

Examples



C1500A/C1500AL



C1500A/C0430AL



C1500X/C1500XL



C1520A/C1510AL



C1500A/C1520AL



C0430A/C0430AL

1550 Standard and 1350 High Inrush

150A to EN61058-1 and 16A 250Vac



Key Features

- Standard rocker switch
- 1350/53 high inrush
- Choice of switching circuits including 3 position
- Push-on, solder and PCB terminals
- Choice of bezel styles
- Choice of panel cut outs
- Matching indicator
- Double Contact
- Splash resistant option
- Panel cut out 'A' style: 27.2 x 22.3mm

Approvals and specifications

1550 Series 16(4)A 250Vac T125

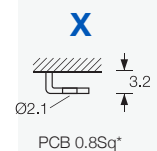
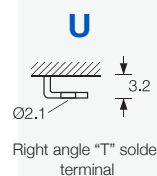
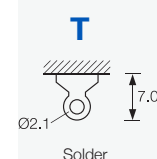
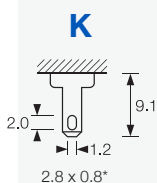
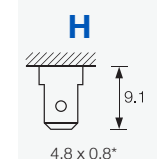
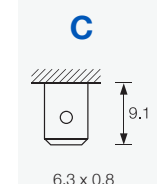
UL CSA 16A 250Vac, (2 posn) 250Vac 1hp, 125Vac 1/2hp, 1350 72 Vdc 7A (3 posn) 250 Vac 1/2hp, 125Vac 1/4hp. UL 85°C, file E45221, CSA file LR10990.

In house test:

10A 24Vdc—Indicative rating only. NB Types fitted with Neon will not illuminate for low DC voltage applications.

1350 series 16(4)A 250Vac T85 1E4 (10,000 Ops.)
1330 series 16(6)A 250Vac T125 5E4 (50,000 Ops.)
150A Inrush to EN61058-1.

Terminal



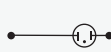
Function

Standard 1550



0480

X terminal N/A



1551

HP rating N/A



High Inrush 1350

Not W, X or B rocker



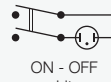
1552

HP rating N/A



1353

Not W, X or B rocker



1553

Not W, X or B rocker



1560 µ



1561 µ

HP rating N/A



1562 µ

In house tests only



1570 µ

125V & 250V 1/2 HP
H terminal rated T100 only
H terminal rated T100 only



1571 µ

HP rating N/A
H terminal rated T100 only



1572 µ

HP rating N/A
H terminal rated T100 only



Rocker

A

Softline Matt



B

Splash resistant Softline

V

Curved



Matt or Gloss

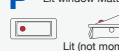
Gloss only Lit (not momentary)

W

Splash resistant Curved

P

Lit window Matt



Lit (not momentary)

X

Two colour Matt



(ON OFF only - not momentary)

R

Round



F

Flat Lens Gloss (0480)



A

Softline lens Matt

(0480 only) as F but with raised profile



Body

Panel cut-out Bezel
Cut-outs must be punched in the direction of insertion

A

27.2
27.3

22.3/22.4

Gloss or Matt

25.0

B

30.0
30.1

22.1/22.2

Matt only

25.0

L

30.0
30.1

22.1/22.2

Matt only

25.0

Q

28.2
28.3

22.3/22.4

Gloss or matt

25.0

R

28.4
28.5

25.3/25.4

Matt only

28.9

T

28.2
28.3

22.3/22.4

Matt only

25.0

Approvals and specifications (continued)

UL CSA 20A 250Vac 1hp, 125Vac 1/2hp.
UL 72Vdc 7A, 36Vdc 14A.
UL 85°C, file E45221, CSA file LR10990.

In house test:

20A 24Vdc—Indicative rating only

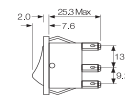
3mm contact gap except if marked μ .

Splash Resistance



1300 High inrush, positive break switching
The 1300 series mechanism ensures contact welds formed at switch-on are positively separated by the plunger tube acting directly on the step in the moving contact.

Dimensions



Panel thickness

A,Q 0.75 to 3.3mm
L,B,T 0.75 to 2.5mm
R 0.75 to 3.0mm

* For cut-out details on momentary switches call sales

Finish	Body Colour	Rocker Colour	Insert Colour	Lamp Voltage	Legend	Legend Colour	Options
M Matt	B Black	Un-Lit B Black	Blank	Blank	Blank	Blank	Finish Matt is standard. Colour Call sales for custom colours. A full range is available for large orders. Legend printing Select from the examples or call sales for custom legends. Lamp voltage Call sales for details. Blanking plates A0494 Dummy units to fill unused panel holes. Protective cover Snaps on to A, L, Q or T bodies (add G after body in cat no). This reduces panel thickness by 1mm.
G Gloss	W White	R Red	R Red	2 125V Neon	602A	B Black	
Applies to both Rocker & Body		W White	W White	3 250V Neon		W White	
		Lit A Amber		5 12Vdc LED (P Rocker)			
		G Green		6 24Vdc LED (P Rocker)			
		C Clear		7 12V Filament			
		R Red		8 24Vdc Filament			

Examples



C1350AL ---



C1550XL ---



C1553PL ---



C1553RA ---
Shown with M614
bezel cover



Optional snap-in
M441 barrier




C1553AA with M616
guard Cut-out
22.0/22.1 x 29.4/29.5
Guard accepts "A"
body only



C0480RA ---
Shown with
M614 bezel
cover



C0480AL ---



Panel sealing washer W42 is available for the above body sizes. This reduces panel thickness by a further 1.00mm.
Covers are not suitable for momentary types.

For all options call sales.

1550 Standard & 1350 High Inrush Switches

150A to EN61058-1 and 16A 250Vac/250Vdc



Key Features

- Standard rocker switch
- 1350/53 high inrush
- Choice of switching circuits including 3 position
- Push-on, solder and PCB terminals
- Choice of bezel styles
- Choice of panel cut outs
- Matching indicator
- Double Contact
- Option with guard & cover
- DC LED Illumination Available for "P" Rocker
- Bezel size 'G' style 32.0 x 25.0

Approvals and specifications

1550 Series 16(4)A 250Vac T125

UL CSA 16A 250Vac, (2 posn) 250Vac 1hp, 125Vac 1/2hp, (3 posn) 250 Vac 1/2hp, 125Vac 1/4hp. UL 85°C, file E45221, CSA file LR10990.

In house test:
10A 24Vdc—Indicative rating only

1350 Series

UL CSA 20A 250Vac 1hp, 125Vac 1/2hp. UL 72Vdc 7A, 36Vdc 14A, UL 85°C, file E45221, CSA file LR10990.

Terminal	Function	Rocker	Body	Finish	Body Colour	Rocker Colour
C 6.3 x 0.8	Standard 1550 1551 HP rating N/A	A Softline Matt 	Panel cut-out Bezel Cut-outs must be punched in the direction of insertion B 22.1/22.2 30.0 30.1 32.0 25.0 Matt only	M Matt	B Black	Un-Lit B Black
H 4.8 x 0.8*	1552 HP rating N/A 1553 Not W, X or B rocker	 	L 22.1/22.2 28.2 28.3 32.0 25.0 Matt only	G Gloss	W White	R Red W White
K 2.8 x 0.8*	1560 μ 1561 μ HP rating N/A 1562 μ In house tests only	V Curved Matt or Gloss Gloss only Lit (not momentary)		Applies to both Rocker & Body		Lit A Amber G Green C Clear R Red
T Ø2.1 Solder	1570 μ 125V & 250V 1/2 HP H terminal rated T100 only 1571 μ HP rating N/A H terminal rated T100 only	 	P Lit window Matt Lit (not momentary)			
U Ø2.1 Right angle T Solder (Not DP)	1572 μ HP rating N/A H terminal rated T100 only	 				
X Ø2.1 PCB 0.8Sq* *Contact sales for details on 1350 series	High Inrush 1350 Not W, X or B rocker 1353 Not W, X or B rocker	 				

Splash Resistance

In house test:

20A 24Vdc—Indicative rating only

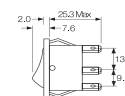
3mm contact gap except if marked μ .



1350 High inrush, positive break switching

The 1350 series mechanism ensures contact welds formed at switch-on are positively separated by the plunger tube acting directly on the step in the moving contact.

Dimensions



Panel thickness

G, H 0.75 to 2.5mm

Terminal spacing - Contacts 10.2 between centres

* For cut-out details on momentary switches call sales

Insert Colour	Lamp Voltage	Legend	Legend Colour	Options
Blank	Blank	Blank	Blank	Finish Matt is standard.
R Red	2 125V Neon	602A	B Black	Colour Call sales for custom colours. A full range is available for large orders.
W White	3 250V Neon		W White	Legend printing Select from the examples or call sales for custom legends.
	5 12Vdc LED (P Rocker)			Lamp voltage Call sales for details.
	6 24Vdc LED (P Rocker)			
	7 12V Filament			
	8 24Vdc Filament			

Examples



C1553AH - - -



C1550AH - - -

R13 Round Rocker Switches

10A 250Vac



Key Features

- Miniature round rocker switch
- Ratings up to 10A, 250Vac
- Single & double Contact
- Illuminated & nonilluminated, neon and LED
- Choice of actuators
- Matching indicator
- Panel cut out: 20.2 dia.

Approvals and specifications

SP 10(4)A 250Vac T85 1E4

DP 10(4)A 250Vac T85 1E4

UL CSA SP 16A 125Vac & 10A 250Vac
UL CSA DP 16A 125Vac, 10A 250Vac, 10A 28Vdc
UL 85°C, file E67774(S), CSA file LR45128

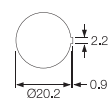
RoHS compliant

Single Contact has μ contact gap.

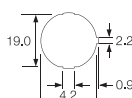
Special products

Are made to order and can be supplied with a range of body and rocker / lens colours, print & lamp voltage.

Dimensions

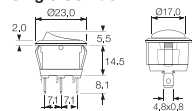


Snap fixing into 2.0 to 3.0mm panels

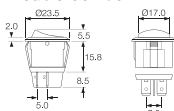


Snap fixing into 0.7 to 3.0mm panels

Single Contact



Double Contact



Protective cover L188



Snap on to bodies (not R13 211 or R13 112LP), this reduces maximum acceptable panel thickness to 2.4mm.

Examples



R13 112B NAA



R13 112A AAA



R13 112A2 ---

R13 / 112 / A / B / B / 3 / 2 / 602A / W / L188

Series

Type

Function

Body Colour

Rocker Colour

Insert Colour

Lamp Voltage

Legend

Legend Colour

Legend Colour

Product details



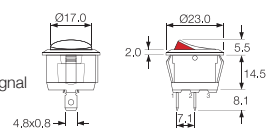
1 2
SP ON - OFF μ
Cat no.
R13 112A AAA



1 2 3
SP ON - OFF μ
Lit 230V
Cat no.
R13 112B NAC



1 2
SP ON - OFF μ
Bright colour ON signal
Cat no.
R13 112A2 - -



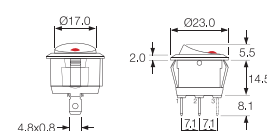
1 2
SP ON - OFF μ
Cat no.
R13 112A AAB



1 2 3
SP ON - ON μ
Cat no.
R13 112C AAA



1 2 3
SP ON - OFF μ
Lit Window
Cat no.
R13 112B2 - -



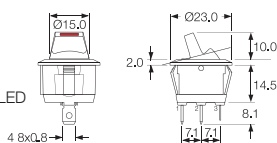
1 2 3
SP ON - OFF μ
Lit 230V
Cat no.
R13 112B NAA



1 2 3
SP ON - OFF - ON μ
Cat no.
R13 112D AAA



12 3- 3+
SP ON - OFF μ
Paddle tip has red LED
Cat no.
R13 112LP - -



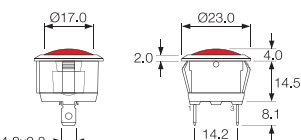
1 2 3
SP ON - OFF μ
Lit 230V
Cat no.
R13 112B NAB



SP ON - OFF μ
(Momentary ON)
Cat no.
R13 208F AAA*



1 3
Indicator light
Cat no.
R9 92B - - -



DP ON - OFF
Cat no.
R13 244A AAA



DP ON - OFF
Lit 230V
Cat no.
R13 244B NAA

Mouser Electronics

Authorized Distributor

Click to View Pricing, Inventory, Delivery & Lifecycle Information:

Bulgin:

[C1250ANTAA](#) [C1250APAAD](#) [C1250APAAB](#)