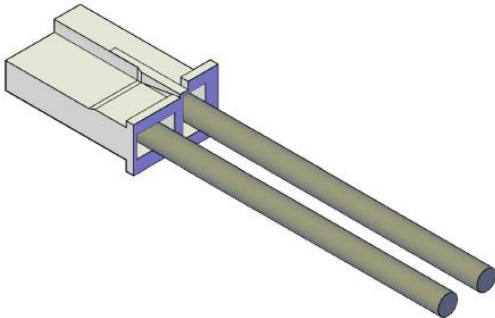
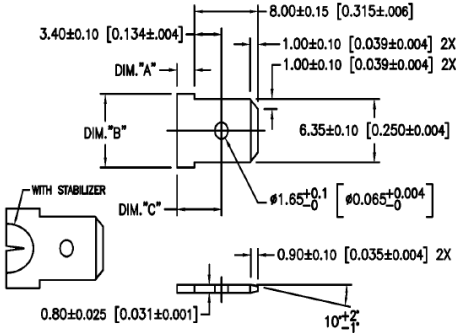


THIS DRAWING CONTAINS INFORMATION THAT IS PROPRIETARY TO J.S.T. AND SHALL NOT BE USED OR SHOWN WITHOUT WRITTEN PERMISSION.

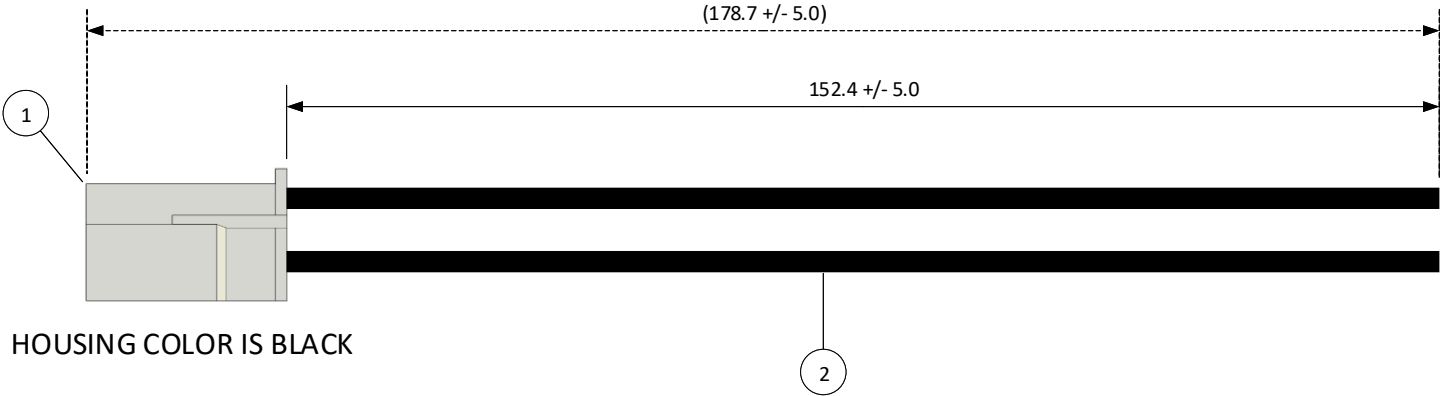
4		3		2		1
ITEM	CONNECTOR PART NO.	DESCRIPTION	IPI CHECK	EOR CHECK	Applicable Tooling	
1	RSFP-2-LM	RSF CONNECTOR BLACK HOUSING, W-W			APPLICATOR	
2	SRSF-61-250A	RSF CONTACT - BRASS				
3	UL1015, 16 AWG	BLACK				



SUGGESTED MATING TAB NO SCALE			
	WITHOUT STABILIZER	WITH STABILIZER	
DIM. "A"	2.20 [0.087] MIN.	4.20±0.15 [0.165±0.006]	
DIM. "B"	7.40 [0.291] MIN.	7.98 [0.314] MIN.	
DIM. "C"	5.90 [0.232] MAX.	(7.6)	



MATING TAB NOTES:
4. MAT'L: BRASS.
FINISH: SUGGESTED NO PLATING.



HOUSING COLOR IS BLACK



				SCALE 1: 1	CUSTOMER NAME	CUSTOMER PART NO.
				DIMENSIONS All dimensions are in MM with a tolerance of +/- 3.0 unless otherwise specified.	DESCRIPTION 6" INSIDE LENGTH – 2 POSITION, LIF, POS LOCK, .250, W-W INSULATED P LUG W/BLUNT LEADS, BLACK HSG MATES W/W-RECPT 02RSFR16 K152K	
				DRAWN BY STEVEN PILKINGTON	ASSEMBLY PART NO. A02RSFP16K152K	
				CHECKED BY JUSTIN BAKER	DRAWING NO. & REVISION GAM-140	REVISED 3/15/2016

4		3		2		1
---	--	---	--	---	--	---

Mouser Electronics

Authorized Distributor

Click to View Pricing, Inventory, Delivery & Lifecycle Information:

[JST:](#)

[A02RSFP16K152K](#)