

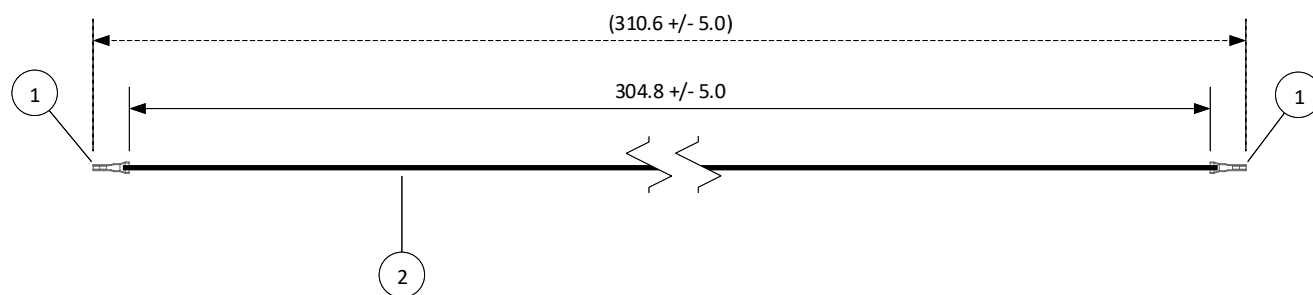


THIS DRAWING CONTAINS INFORMATION THAT IS PROPRIETARY TO J.S.T. AND SHALL NOT BE USED OR SHOWN WITHOUT WRITTEN PERMISSION.

4		3
ITEM	CONNECTOR PART NO.	DESCRIPTION
1	SSHL-003T-P0.2	SHL CONNECTOR CONTACT
2	UL1571 (BCD), 28 AWG	BLACK 

Applicable Housings			
SHL		 NSH	
NO. OF CIRCUITS	HOUSING PART NO.	NO. OF CIRCUITS	HOUSING PART NO.
2	SHLP-02V-S-B	2	NSHR-02V-S
5	SHLP-05V-S-B	3	NSHR-03V-S
6	SHLP-06V-S-B	4	NSHR-04V-S
7	SHLP-07V-S-B	5	NSHR-05V-S
8	SHLP-08V-S-B	6	NSHR-06V-S
10	SHLP-10V-S-B	7	NSHR-07V-S
11	SHLP-11V-S-B	8	NSHR-08V-S
12	SHLP-12V-S-B	9	NSHR-09V-S
14	SHLP-14V-S-B	10	NSHR-10V-S
16	SHLP-16V-S-B	11	NSHR-11V-S
20	SHLP-20V-S-B	12	NSHR-12V-S
22	SHLP-22V-S-B	13	NSHR-13V-S
26	SHLP-26V-S-B	14	NSHR-14V-S
30	SHLP-30V-S-B	15	NSHR-15V-S



Electrical Specifications
Current: 1.0A AC/DC
Voltage: 50V AC/DC

JST

REV.	DESCRIPTION	DATE	BY
3	Add electrical specifications	7/2/2018	SP
2	Added the NSH series applicable housing part numbers	11/30/2017	SP
1	Changed from white to black wire – Part number changed	8/10/2017	SP

SCALE		1: 1	
DIMENSIONS		All dimensions are in MM with a tolerance of +/- 3.0 unless otherwise specified.	
DRAWN BY		STEVEN PILKINGTON	
CHECKED BY		JUSTIN BAKER	
DESCRIPTION		1.0 mm Pitch SHL & NSH Series Standard Leads - 12" Inside Length DOUBLE-END LEADS	
ASSEMBLY PART NO.		 ASSHLSHL28K305	
DRAWING NO. & REVISION		GAM-054	
DATE		3/8/2016	

Mouser Electronics

Authorized Distributor

Click to View Pricing, Inventory, Delivery & Lifecycle Information:

[JST:](#)

[ASSHLSSHL28K305](#)