

## Features

- Rated current on primary up to 20 A for PCS020, up to 40 A for PCS040
- Surface mount
- Frequency up to 1 MHz
- Operating temp: -40 °C to 125 °C
- RoHS compliant\*

## Applications

- Switched-mode power supplies
- Motor control
- Overload sensing
- AC current applications

## PCS Series Current Sense Transformers

### General Specifications

Operating Temperature.....	-40 °C to +125 °C
Isolation Between Windings	
PCS020.....	500 Vrms
PCS040.....	800 Vrms
Rated current on primary	
PCS020.....	Up to 20 A (10 A typical)
PCS040.....	Up to 40 A
Frequency.....	Up to 1 MHz
Moisture Sensitivity Level.....	1

### Additional Information

Click these links for more information:



### Electrical Specifications @ 25 °C

Bourns Part Number	Turns Ratio Primary : Secondary	Secondary Inductance Min. (mH)	DCR		Volt-time Product on Secondary Max. (V-μsec)	Terminating Resistance (1 V Output at Rated Current) (Ω)
			Primary Ref. (mΩ)	Secondary Max. (Ω)		
PCS020-EE05081S	1 : 20	81	7	0.4	10.8	1
PCS020-EE05180S	1 : 30	180	7	0.87	16.2	1.5
PCS020-EE05320S	1 : 40	320	7	1.14	21.6	2
PCS020-EE05500S	1 : 50	500	7	1.5	27	2.5
PCS020-EE05730S	1 : 60	730	7	1.98	32.4	3
PCS020-EE05980S	1 : 70	980	7	4.75	37.8	3.5
PCS020-EE0502KS	1 : 100	2000	7	5.5	54	5
PCS020-EE0503KS	1 : 125	3000	7	7	67.5	6.25
PCS040-EF13340S	1 : 20	0.34	1	0.18	50.8	0.5
PCS040-EF13760S	1 : 30	0.76	1	0.265	76.2	0.8
PCS040-EF1301KS	1 : 40	1.36	1	0.56	101.6	1
PCS040-EF1302KS	1 : 50	2.12	1	0.705	127	1.3
PCS040-EF1303KS	1 : 60	3.06	1	0.85	152.4	1.5
PCS040-EF1304KS	1 : 70	4.16	1	1	177.8	1.8
PCS040-EF1305KS	1 : 80	5.44	1	1.15	203.2	2
PCS040-EF1308KS	1 : 100	8.5	1	1.45	254	2.5
PCS040-EF1313KS	1 : 125	13.3	1	1.85	317.5	3.1
PCS040-EF1319KS	1 : 150	19.2	1	2.25	381	3.8
PCS040-EF1334KS	1 : 200	34	1	4.06	508	5



**WARNING Cancer and Reproductive Harm - [www.P65Warnings.ca.gov](http://www.P65Warnings.ca.gov)**

\* RoHS Directive 2015/863, Mar 31, 2015 and Annex.

Specifications are subject to change without notice.

Users should verify actual device performance in their specific applications.

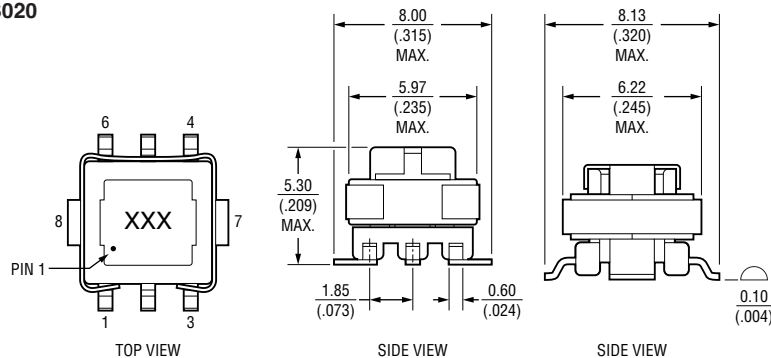
The products described herein and this document are subject to specific legal disclaimers as set forth on the last page of this document, and at [www.bourns.com/docs/legal/disclaimer.pdf](http://www.bourns.com/docs/legal/disclaimer.pdf).

# PCS Series Current Sense Transformers

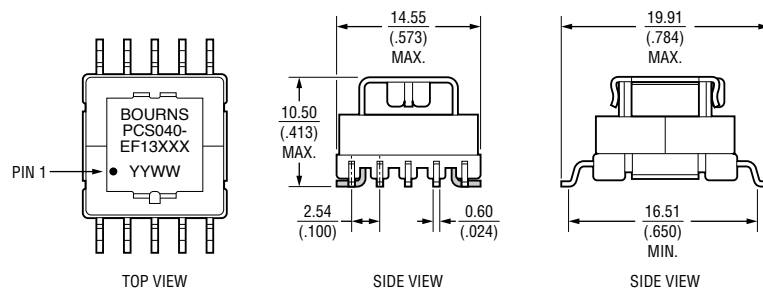
**BOURNS®**

## Product Dimensions

### PCS020



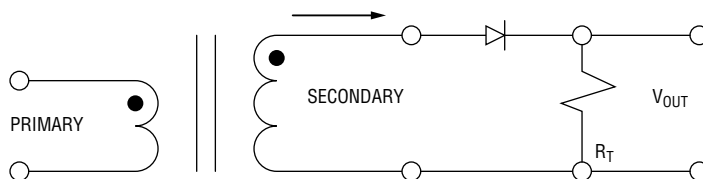
### PCS040



DIMENSIONS:  $\frac{\text{MM}}{(\text{INCHES})}$

Unless otherwise specified, all tolerances are  $\pm 0.25 / (.010)$

## Application Circuit



Terminating resistor  $R_T$  is based on 1 volt output with the rated current 20 amps for the PCS020 and 40 amps for the PCS040 through the Primary. The terminating resistor can be calculated with the following equation:  $R_T = V_{out} * N_{sec} / I_{prim}$ .

## Materials

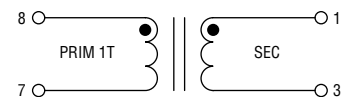
Core..... P4  
 Bobbin ..... PM9630  
 Wire ..... XUEW and UEWH  
 Tape..... PI-310  
 Glue..... S-9001  
 Clip..... SUS301  
 Packaging  
 PCS020..... 1000 pcs. per 13-inch reel  
 PCS040..... 300 pcs. per 13-inch reel

## Typical Part Marking

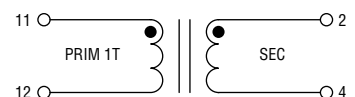
Bourns Part Number	Marking
PCS020-EE05081S	081
PCS020-EE05180S	180
PCS020-EE05320S	320
PCS020-EE05500S	500
PCS020-EE05730S	730
PCS020-EE05980S	980
PCS020-EE0502KS	02K
PCS020-EE0503KS	03K
PCS040-EF13340S	PCS040-EF13340S
PCS040-EF13760S	PCS040-EF13760S
PCS040-EF1301KS	PCS040-EF1301KS
PCS040-EF1302KS	PCS040-EF1302KS
PCS040-EF1303KS	PCS040-EF1303KS
PCS040-EF1304KS	PCS040-EF1304KS
PCS040-EF1305KS	PCS040-EF1305KS
PCS040-EF1308KS	PCS040-EF1308KS
PCS040-EF1313KS	PCS040-EF1313KS
PCS040-EF1319KS	PCS040-EF1319KS
PCS040-EF1334KS	PCS040-EF1334KS

## Electrical Schematic

### PCS020



### PCS040



Specifications are subject to change without notice.

Users should verify actual device performance in their specific applications.

The products described herein and this document are subject to specific legal disclaimers as set forth on the last page of this document, and at [www.bourns.com/docs/legal/disclaimer.pdf](http://www.bourns.com/docs/legal/disclaimer.pdf).

## PCS Series Current Sense Transformers

**BOURNS®**

### How To Order

PCS 020 - EE05 081 S

Model \_\_\_\_\_  
 PCS = Current Sense Transformer

Rated Current \_\_\_\_\_  
 020 = 20 A  
 040 = 40 A

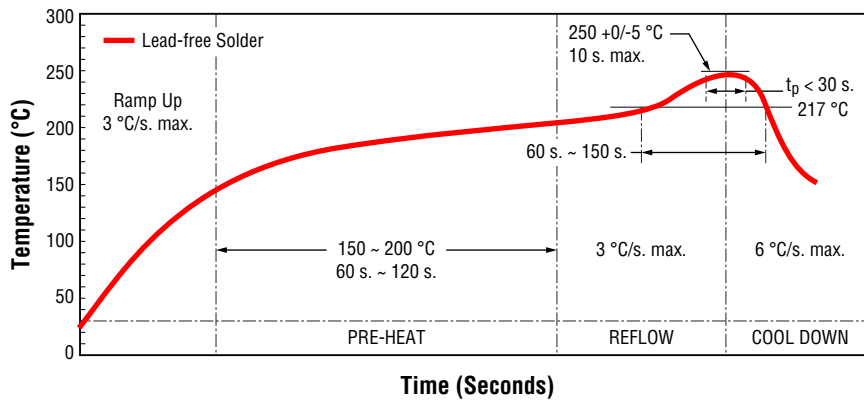
Bobbin Size \_\_\_\_\_  
 EE05 = Bobbin EE5  
 EF13 = Bobbin EF12.6

Inductance (see table) \_\_\_\_\_  
 081 = 81  $\mu$ H

PCB type \_\_\_\_\_  
 S = SMD

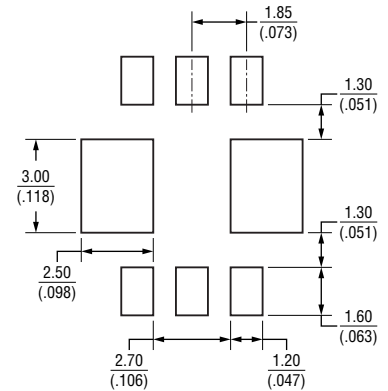
### Soldering Profile

The duration from room temperature (25 °C) to peak temperature is 8 minutes maximum.

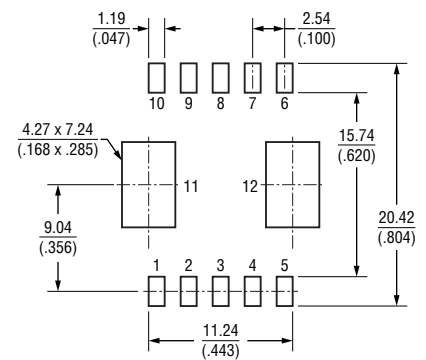


### Recommended Layout

#### PCS020



#### PCS040



DIMENSIONS: MM (INCHES)

Specifications are subject to change without notice.

Users should verify actual device performance in their specific applications.

The products described herein and this document are subject to specific legal disclaimers as set forth on the last page of this document, and at [www.bourns.com/docs/legal/disclaimer.pdf](http://www.bourns.com/docs/legal/disclaimer.pdf).

**BOURNS®**

**PCS020**



Specifications are subject to change without notice.  
Users should verify actual device performance in their specific applications.  
The products described herein and this document are subject to specific legal disclaimers as set forth on the last page of this document, and at [www.bourns.com/docs/legal/disclaimer.pdf](http://www.bourns.com/docs/legal/disclaimer.pdf).

This legal disclaimer applies to purchasers and users of Bourns® products manufactured by or on behalf of Bourns, Inc. and its affiliates (collectively, "Bourns").

Unless otherwise expressly indicated in writing, Bourns® products and data sheets relating thereto are subject to change without notice. Users should check for and obtain the latest relevant information and verify that such information is current and complete before placing orders for Bourns® products.

The characteristics and parameters of a Bourns® product set forth in its data sheet are based on laboratory conditions, and statements regarding the suitability of products for certain types of applications are based on Bourns' knowledge of typical requirements in generic applications. The characteristics and parameters of a Bourns® product in a user application may vary from the data sheet characteristics and parameters due to (i) the combination of the Bourns® product with other components in the user's application, or (ii) the environment of the user application itself. The characteristics and parameters of a Bourns® product also can and do vary in different applications and actual performance may vary over time. Users should always verify the actual performance of the Bourns® product in their specific devices and applications, and make their own independent judgments regarding the amount of additional test margin to design into their device or application to compensate for differences between laboratory and real world conditions.

Unless Bourns has explicitly designated an individual Bourns® product as meeting the requirements of a particular industry standard (e.g., ISO/TS 16949) or a particular qualification (e.g., UL listed or recognized), Bourns is not responsible for any failure of an individual Bourns® product to meet the requirements of such industry standard or particular qualification. Users of Bourns® products are responsible for ensuring compliance with safety-related requirements and standards applicable to their devices or applications.

Bourns® products are not recommended, authorized or intended for use in nuclear, lifesaving, life-critical or life-sustaining applications, nor in any other applications where failure or malfunction may result in personal injury, death, or severe property or environmental damage. Unless expressly and specifically approved in writing by two authorized Bourns representatives on a case-by-case basis, use of any Bourns® products in such unauthorized applications might not be safe and thus is at the user's sole risk. Life-critical applications include devices identified by the U.S. Food and Drug Administration as Class III devices and generally equivalent classifications outside of the United States.

Bourns expressly identifies those Bourns® standard products that are suitable for use in automotive applications on such products' data sheets in the section entitled "Applications." Unless expressly and specifically approved in writing by two authorized Bourns representatives on a case-by-case basis, use of any other Bourns® standard products in an automotive application might not be safe and thus is not recommended, authorized or intended and is at the user's sole risk. If Bourns expressly identifies a sub-category of automotive application in the data sheet for its standard products (such as infotainment or lighting), such identification means that Bourns has reviewed its standard product and has determined that if such Bourns® standard product is considered for potential use in automotive applications, it should only be used in such sub-category of automotive applications. Any reference to Bourns® standard product in the data sheet as compliant with the AEC-Q standard or "automotive grade" does not by itself mean that Bourns has approved such product for use in an automotive application.

Bourns® standard products are not tested to comply with United States Federal Aviation Administration standards generally or any other generally equivalent governmental organization standard applicable to products designed or manufactured for use in aircraft or space applications. Bourns expressly identifies Bourns® standard products that are suitable for use in aircraft or space applications on such products' data sheets in the section entitled "Applications." Unless expressly and specifically approved in writing by two authorized Bourns representatives on a case-by-case basis, use of any other Bourns® standard product in an aircraft or space application might not be safe and thus is not recommended, authorized or intended and is at the user's sole risk.

The use and level of testing applicable to Bourns® custom products shall be negotiated on a case-by-case basis by Bourns and the user for which such Bourns® custom products are specially designed. Absent a written agreement between Bourns and the user regarding the use and level of such testing, the above provisions applicable to Bourns® standard products shall also apply to such Bourns® custom products.

Users shall not sell, transfer, export or re-export any Bourns® products or technology for use in activities which involve the design, development, production, use or stockpiling of nuclear, chemical or biological weapons or missiles, nor shall they use Bourns® products or technology in any facility which engages in activities relating to such devices. The foregoing restrictions apply to all uses and applications that violate national or international prohibitions, including embargos or international regulations. Further, Bourns® products and Bourns technology and technical data may not under any circumstance be exported or re-exported to countries subject to international sanctions or embargoes. Bourns® products may not, without prior authorization from Bourns and/or the U.S. Government, be resold, transferred, or re-exported to any party not eligible to receive U.S. commodities, software, and technical data.

To the maximum extent permitted by applicable law, Bourns disclaims (i) any and all liability for special, punitive, consequential, incidental or indirect damages or lost revenues or lost profits, and (ii) any and all implied warranties, including implied warranties of fitness for particular purpose, non-infringement and merchantability.

*For your convenience, copies of this Legal Disclaimer Notice with German, Spanish, Japanese, Traditional Chinese and Simplified Chinese bilingual versions are available at:*

Web Page: <http://www.bourns.com/legal/disclaimers-terms-and-policies>

PDF: <http://www.bourns.com/docs/Legal/disclaimer.pdf>

# Mouser Electronics

Authorized Distributor

Click to View Pricing, Inventory, Delivery & Lifecycle Information:

## Bourns:

[PCS040-EF1305KS](#) [PCS020-EE05081S](#) [PCS040-EF1302KS](#) [PCS040-EF1304KS](#) [PCS040-EF13760S](#) [PCS040-EF1303KS](#) [PCS040-EF1308KS](#) [PCS040-EF1313KS](#) [PCS040-EF1319KS](#) [PCS020-EE0502KS](#) [PCS020-EE05320S](#) [PCS020-EE05500S](#) [PCS020-EE05180S](#) [PCS040-EF1334KS](#) [PCS020-EE05980S](#) [PCS020-EE05730S](#) [PCS040-EF13340S](#) [PCS040-EF1301KS](#) [PCS020-EE0503KS](#)