



## POWrTherm™ BN-LG15Y Series Features

- Power NTC thermistor for Inrush Current Limiting (ICL)
- 15 mm disc diameter with wide resistance range
- Highly stable electrical characteristics
- Flame retardant coating material meets UL 94V-0 requirements
- RoHS\* compliant and halogen free\*\*
- Agency recognition:



## BN-LG15Y Series – Power NTC Thermistors for ICL

### Electrical Characteristics

Model	Resistance @ 25 °C (Ω)	Resistance Tolerance <sup>1</sup>	I <sub>max</sub> (A)	R <sub>I</sub> max @ 25 °C (Ω)	Max. Load Capacitance @ 240 VAC (μF)	P <sub>max</sub> Typical (W)	Dissipation Factor Typical δ (mW/°C)	Thermal Time Constant Typical (sec.)	Operating Temperature Range (°C)
BN-LG15Y0R7Mx	0.7	±20 %	8.0	0.027	470	3.7	Approx. 21	Approx. 80	-40 to +200
BN-LG15Y1R0Mx	1.0	±20 %	8.0	0.038					
BN-LG15Y1R3Mx	1.3	±20 %	8.0	0.054					
BN-LG15Y1R5Mx	1.5	±20 %	8.0	0.058					
BN-LG15Y2R0Mx	2.0	±20 %	8.0	0.059					
BN-LG15Y2R5Mx	2.5	±20 %	8.0	0.074					
BN-LG15Y3R0Mx	3.0	±20 %	7.0	0.095					
BN-LG15Y4R0Mx	4.0	±20 %	6.0	0.106					
BN-LG15Y4R7Mx	4.7	±20 %	6.0	0.108					
BN-LG15Y5R0Mx	5.0	±20 %	6.0	0.111					
BN-LG15Y6R0Mx	6.0	±20 %	6.0	0.117	680				
BN-LG15Y7R0Mx	7.0	±20 %	6.0	0.122					
BN-LG15Y8R0Mx	8.0	±20 %	6.0	0.126					
BN-LG15Y100Mx	10.0	±20 %	5.0	0.194					
BN-LG15Y120Mx	12.0	±20 %	5.0	0.202					
BN-LG15Y150Mx	15.0	±20 %	4.0	0.231					
BN-LG15Y160Mx	16.0	±20 %	4.0	0.252					
BN-LG15Y180Mx	18.0	±20 %	4.0	0.267					
BN-LG15Y200Mx	20.0	±20 %	4.0	0.285					
BN-LG15Y220Mx	22.0	±20 %	4.0	0.317					
BN-LG15Y250Mx	25.0	±20 %	3.0	0.415	680				
BN-LG15Y300Mx	30.0	±20 %	3.0	0.449					
BN-LG15Y330Mx	33.0	±20 %	3.0	0.452	470				
BN-LG15Y400Mx	40.0	±20 %	3.0	0.500	1000				
BN-LG15Y470Mx	47.0	±20 %	3.0	0.524					
BN-LG15Y800Mx	80.0	±20 %	2.5	0.699	680				
BN-LG15Y121Mx	120.0	±20 %	2.0	1.042	1000				
BN-LG15Y221Mx	220.0	±20 %	1.0	3.455	1500				

Notes:

"x" denotes lead type. "Y" = Kinked, "S" = Straight.

<sup>1</sup> ±15 % resistance tolerance is available upon request.



**WARNING Cancer and Reproductive Harm**  
[www.P65Warnings.ca.gov](http://www.P65Warnings.ca.gov)

\*RoHS Directive 2015/863, Mar 31, 2015 and Annex.

\*\*Bourns considers a product to be "halogen free" if (a) the Bromine (Br) content is 900 ppm or less; (b) the Chlorine (Cl) content is 900 ppm or less; and (c) the total Bromine (Br) and Chlorine (Cl) content is 1500 ppm or less.

"POWrTherm" is a trademark of Bourns, Inc.

Specifications are subject to change without notice.

Users should verify actual device performance in their specific applications.

The products described herein and this document are subject to specific legal disclaimers as set forth on the last page of this document, and at [www.bourns.com/docs/legal/disclaimer.pdf](http://www.bourns.com/docs/legal/disclaimer.pdf).

### Additional Information

Click these links for more information:



[PRODUCT SELECTOR](#)



[TECHNICAL LIBRARY](#)



[INVENTORY](#)



[SAMPLES](#)

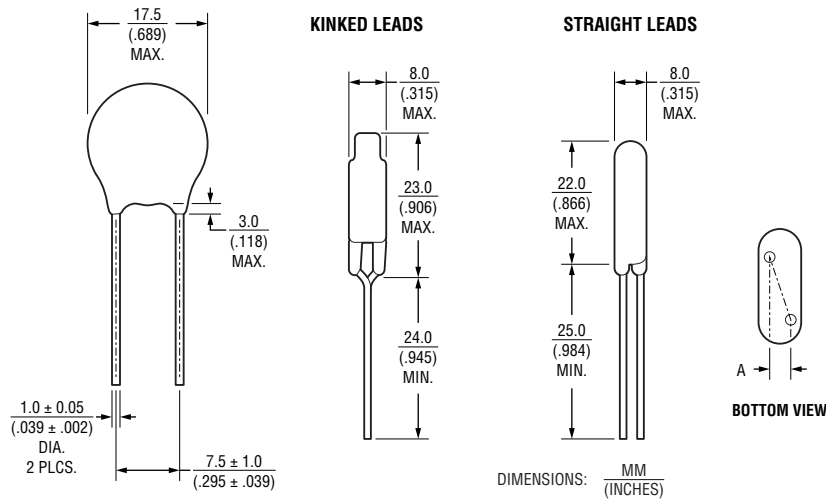


[CONTACT](#)

# BN-LG15Y Series – Power NTC Thermistors for ICL

**BOURNS®**

## Product Dimensions



R <sub>25</sub> Ω	A dim.
0.7	$\frac{2.5 \pm 0.8}{(.098 \pm .031)}$
1.0	
1.3	
1.5	
2.0	$\frac{2.8 \pm 0.8}{(.110 \pm .031)}$
2.5	$\frac{2.5 \pm 0.8}{(.098 \pm .031)}$
3.0	$\frac{2.7 \pm 0.8}{(.106 \pm .031)}$
4.0	$\frac{2.6 \pm 0.8}{(.102 \pm .031)}$
4.7	
5.0	

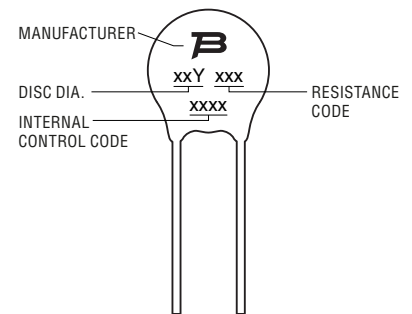
R <sub>25</sub> Ω	A dim.
6.0	$\frac{2.6 \pm 0.8}{(.102 \pm .031)}$
7.0	$\frac{2.7 \pm 0.8}{(.106 \pm .031)}$
8.0	
10	
12	
15	$\frac{3.2 \pm 0.8}{(.126 \pm .031)}$
16	$\frac{3.6 \pm 0.8}{(.142 \pm .031)}$
18	
20	
22	

R <sub>25</sub> Ω	A dim.
25	$\frac{4.2 \pm 0.8}{(.165 \pm .031)}$
30	$\frac{2.8 \pm 0.8}{(.110 \pm .031)}$
33	$\frac{3.3 \pm 0.8}{(.130 \pm .031)}$
40	$\frac{3.6 \pm 0.8}{(.142 \pm .031)}$
47	
80	$\frac{2.4 \pm 0.8}{(.094 \pm .031)}$
120	$\frac{2.9 \pm 0.8}{(.114 \pm .031)}$
220	$\frac{3.9 \pm 0.8}{(.154 \pm .031)}$

## Agency Recognition

UL File number: [E307915](#)  
 File number: [R50571116](#)  
 (Test for EN 60539-1:2016)

## Typical Part Marking



## Environmental Characteristics

### Storage Conditions

Temperature.....+15 °C to +40 °C  
 Humidity.....20 to 70 %  
 Moisture Sensitivity Level..... 1

Specifications are subject to change without notice.

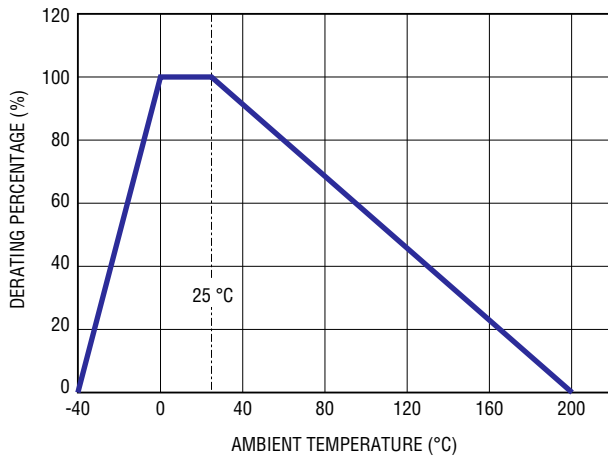
Users should verify actual device performance in their specific applications.

The products described herein and this document are subject to specific legal disclaimers as set forth on the last page of this document, and at [www.bourns.com/docs/legal/disclaimer.pdf](http://www.bourns.com/docs/legal/disclaimer.pdf).

# BN-LG15Y Series – Power NTC Thermistors for ICL

**BOURNS®**

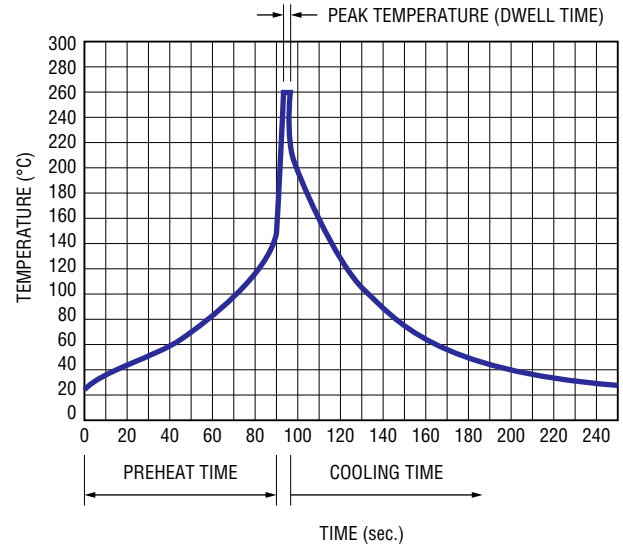
## I<sub>max</sub> Derating vs. Ambient Temperature Curves



## Standard Packaging Quantities

Resistance R <sub>25</sub>	Packaging Type		
	Bulk pcs./box	Tape & Reel pcs./reel	Ammo Pack pcs./box
0R7 ~ 6R0	1,000	750	500
7R0	750		
8R0		500	
100 ~ 120	1,000		
150 ~ 160			
180 ~ 250	750		
300 ~ 330	1,000		
400 ~ 470	750	500	
800 ~ 121	1,000	750	
221	750	500	

## Solder Reflow Recommendations



Profile Feature	Pb-Free Assembly
Preheat Temperature Max. (T <sub>smax</sub> )	150 °C
Time (t <sub>s</sub> ) from (T <sub>smin</sub> to T <sub>smax</sub> )	60~90 seconds
Solder Pot Temperature	260 °C max.
Solder Dwell Time	2-3 seconds

## How to Order

**BN - LG 15Y 2R5 M Y B**

POW<sup>er</sup>Therm™ Product Designator \_\_\_\_\_

Series \_\_\_\_\_  
 LG = For Inrush Current Limiting (ICL)

Disc Diameter \_\_\_\_\_  
 15Y = 15 mm

Resistance @ 25 °C \_\_\_\_\_  
 2R5 = 2.5 Ω      100 = 10 Ω      121 = 120 Ω

Tolerance of R<sub>25</sub> \_\_\_\_\_  
 L = ±15 %      M = ±20 %

Lead Type \_\_\_\_\_  
 Y = Kinked      S = Straight

Packaging Type \_\_\_\_\_  
 B = Bulk      R = Tape & Reel      M = Ammo Pack

Specifications are subject to change without notice.

Users should verify actual device performance in their specific applications.

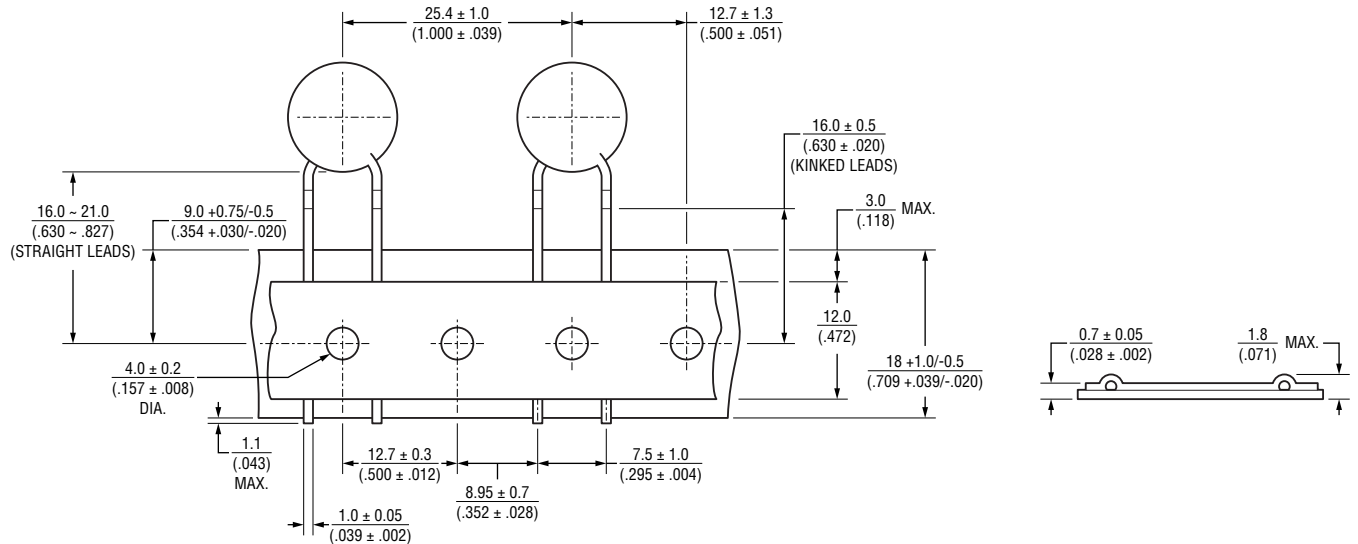
The products described herein and this document are subject to specific legal disclaimers as set forth on the last page of this document, and at [www.bourns.com/docs/legal/disclaimer.pdf](http://www.bourns.com/docs/legal/disclaimer.pdf).

# BN-LG15Y Series – Power NTC Thermistors for ICL

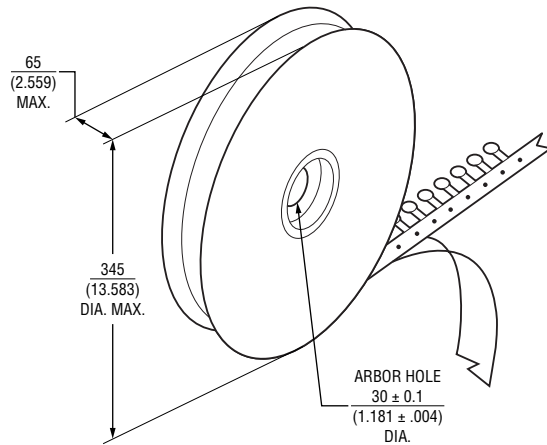
**BOURNS®**

## Packaging Specifications

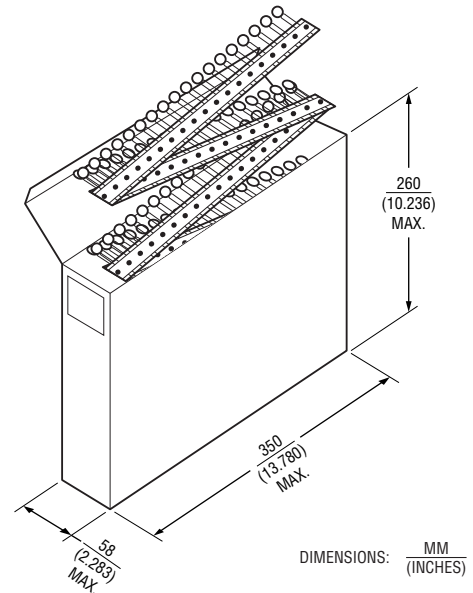
### Tape



### Reel



### Ammo Pack



**BOURNS®**

Asia-Pacific: Tel: +886-2 2562-4117 • Email: [asiacus@bourns.com](mailto:asiacus@bourns.com)

EMEA: Tel: +36 88 885 877 • Email: [eurocus@bourns.com](mailto:eurocus@bourns.com)

The Americas: Tel: +1-951 781-5500 • Email: [americus@bourns.com](mailto:americus@bourns.com)

[www.bourns.com](http://www.bourns.com)

05/23

Specifications are subject to change without notice.

Users should verify actual device performance in their specific applications.

The products described herein and this document are subject to specific legal disclaimers as set forth on the last page of this document, and at [www.bourns.com/docs/legal/disclaimer.pdf](http://www.bourns.com/docs/legal/disclaimer.pdf).

This legal disclaimer applies to purchasers and users of Bourns® products manufactured by or on behalf of Bourns, Inc. and its affiliates (collectively, "Bourns").

Unless otherwise expressly indicated in writing, Bourns® products and data sheets relating thereto are subject to change without notice. Users should check for and obtain the latest relevant information and verify that such information is current and complete before placing orders for Bourns® products.

The characteristics and parameters of a Bourns® product set forth in its data sheet are based on laboratory conditions, and statements regarding the suitability of products for certain types of applications are based on Bourns' knowledge of typical requirements in generic applications. The characteristics and parameters of a Bourns® product in a user application may vary from the data sheet characteristics and parameters due to (i) the combination of the Bourns® product with other components in the user's application, or (ii) the environment of the user application itself. The characteristics and parameters of a Bourns® product also can and do vary in different applications and actual performance may vary over time. Users should always verify the actual performance of the Bourns® product in their specific devices and applications, and make their own independent judgments regarding the amount of additional test margin to design into their device or application to compensate for differences between laboratory and real world conditions.

Unless Bourns has explicitly designated an individual Bourns® product as meeting the requirements of a particular industry standard (e.g., ISO/TS 16949) or a particular qualification (e.g., UL listed or recognized), Bourns is not responsible for any failure of an individual Bourns® product to meet the requirements of such industry standard or particular qualification. Users of Bourns® products are responsible for ensuring compliance with safety-related requirements and standards applicable to their devices or applications.

Bourns® products are not recommended, authorized or intended for use in nuclear, lifesaving, life-critical or life-sustaining applications, nor in any other applications where failure or malfunction may result in personal injury, death, or severe property or environmental damage. Unless expressly and specifically approved in writing by two authorized Bourns representatives on a case-by-case basis, use of any Bourns® products in such unauthorized applications might not be safe and thus is at the user's sole risk. Life-critical applications include devices identified by the U.S. Food and Drug Administration as Class III devices and generally equivalent classifications outside of the United States.

Bourns expressly identifies those Bourns® standard products that are suitable for use in automotive applications on such products' data sheets in the section entitled "Applications." Unless expressly and specifically approved in writing by two authorized Bourns representatives on a case-by-case basis, use of any other Bourns® standard products in an automotive application might not be safe and thus is not recommended, authorized or intended and is at the user's sole risk. If Bourns expressly identifies a sub-category of automotive application in the data sheet for its standard products (such as infotainment or lighting), such identification means that Bourns has reviewed its standard product and has determined that if such Bourns® standard product is considered for potential use in automotive applications, it should only be used in such sub-category of automotive applications. Any reference to Bourns® standard product in the data sheet as compliant with the AEC-Q standard or "automotive grade" does not by itself mean that Bourns has approved such product for use in an automotive application.

Bourns® standard products are not tested to comply with United States Federal Aviation Administration standards generally or any other generally equivalent governmental organization standard applicable to products designed or manufactured for use in aircraft or space applications. Bourns expressly identifies Bourns® standard products that are suitable for use in aircraft or space applications on such products' data sheets in the section entitled "Applications." Unless expressly and specifically approved in writing by two authorized Bourns representatives on a case-by-case basis, use of any other Bourns® standard product in an aircraft or space application might not be safe and thus is not recommended, authorized or intended and is at the user's sole risk.

The use and level of testing applicable to Bourns® custom products shall be negotiated on a case-by-case basis by Bourns and the user for which such Bourns® custom products are specially designed. Absent a written agreement between Bourns and the user regarding the use and level of such testing, the above provisions applicable to Bourns® standard products shall also apply to such Bourns® custom products.

Users shall not sell, transfer, export or re-export any Bourns® products or technology for use in activities which involve the design, development, production, use or stockpiling of nuclear, chemical or biological weapons or missiles, nor shall they use Bourns® products or technology in any facility which engages in activities relating to such devices. The foregoing restrictions apply to all uses and applications that violate national or international prohibitions, including embargos or international regulations. Further, Bourns® products and Bourns technology and technical data may not under any circumstance be exported or re-exported to countries subject to international sanctions or embargoes. Bourns® products may not, without prior authorization from Bourns and/or the U.S. Government, be resold, transferred, or re-exported to any party not eligible to receive U.S. commodities, software, and technical data.

To the maximum extent permitted by applicable law, Bourns disclaims (i) any and all liability for special, punitive, consequential, incidental or indirect damages or lost revenues or lost profits, and (ii) any and all implied warranties, including implied warranties of fitness for particular purpose, non-infringement and merchantability.

*For your convenience, copies of this Legal Disclaimer Notice with German, Spanish, Japanese, Traditional Chinese and Simplified Chinese bilingual versions are available at:*

Web Page: <http://www.bourns.com/legal/disclaimers-terms-and-policies>

PDF: <http://www.bourns.com/docs/Legal/disclaimer.pdf>

# Mouser Electronics

Authorized Distributor

Click to View Pricing, Inventory, Delivery & Lifecycle Information:

## Bourns:

[BN-LG15Y0R7MYB](#) [BN-LG15Y100MYB](#) [BN-LG15Y120MYB](#) [BN-LG15Y121MYB](#) [BN-LG15Y150MYB](#) [BN-](#)  
[LG15Y160MYB](#) [BN-LG15Y6R0MYB](#) [BN-LG15Y7R0MYB](#) [BN-LG15Y800MYB](#) [BN-LG15Y8R0MYB](#) [BN-](#)  
[LG15Y3R0MYB](#) [BN-LG15Y400MYB](#) [BN-LG15Y470MYB](#) [BN-LG15Y4R0MYB](#) [BN-LG15Y4R7MYB](#) [BN-](#)  
[LG15Y5R0MYB](#) [BN-LG15Y221MYB](#) [BN-LG15Y250MYB](#) [BN-LG15Y2R0MYB](#) [BN-LG15Y2R5MYB](#) [BN-](#)  
[LG15Y300MYB](#) [BN-LG15Y330MYB](#) [BN-LG15Y180MYB](#) [BN-LG15Y1R0MYB](#) [BN-LG15Y1R3MYB](#) [BN-](#)  
[LG15Y1R5MYB](#) [BN-LG15Y200MYB](#) [BN-LG15Y220MYB](#)