

## Features

- Single-Turn / Cermet / Industrial / Sealed
- Miniature package
- Rotor designed for automatic machine adjust interface
- Withstands harsh environments and immersion cleaning processes

- Compatible with surface mount manufacturing processes
- RoHS compliant\* - see [processing information](#) on RoHS compliant surface mount trimmers
- For trimmer applications/processing guidelines, [click here](#)

## 3361 – 1/4 " Square SMD Trimpot® Trimming Potentiometer

### Additional Information

Click these links for more information:



### Electrical Characteristics

Std. Resistance Range.....	10 to 2 megohms (see standard resistance table)
Resistance Tolerance .....	±10 % std. (tighter tolerance available)
Absolute Minimum Resistance .....	1 % or 2 ohms (whichever is greater)
Contact Resistance Variation .....	3 % or 3 ohms max. (whichever is greater)
Adjustability	
Voltage .....	±0.05 %
Resistance .....	±0.15 %
Resolution .....	Infinite
Insulation Resistance .....	500 VDC 1,000 megohms min.
Dielectric Strength	
Sea Level .....	900 VAC
80,000 Feet .....	350 VAC
Adjustment Angle .....	240 ° nom.

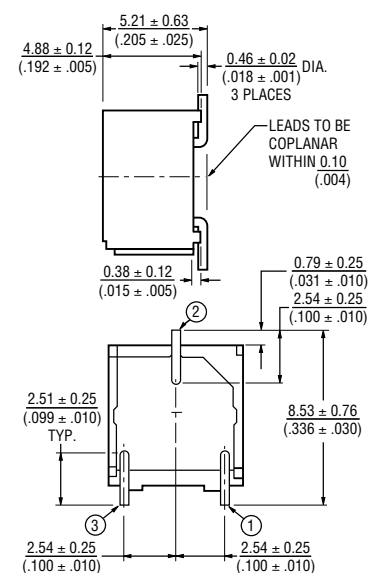
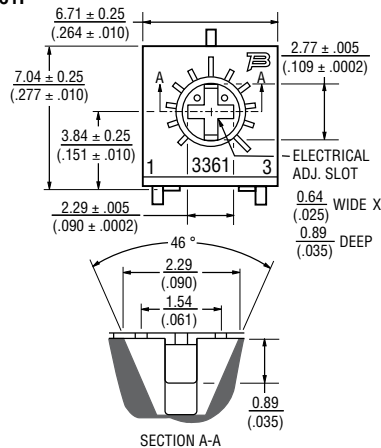
### Environmental Characteristics

Maximum Soldering Exposure (Temp/Time) .....	+260 °C/20 sec. max. above 255 °C
Power Rating (300 volts max.)	
70 °C .....	0.50 watt
125 °C .....	0 watt
Temperature Range .....	-55 °C to +125 °C
Temperature Coefficient .....	±100 PPM/°C
Seal Test .....	85 °C / 60 seconds
Humidity .....	MIL-STD-202 Method 103 96 hours (2 % ΔTR; 10 Megohms IR)
Vibration .....	30 G (1 % ΔTR; 1 % ΔVR)
Shock .....	100 G (1 % ΔTR; 1 % ΔVR)
Load Life .....	1,000 hours 0.5 watt @ 70 °C (3 % ΔTR; 3 % or 3 ohms, whichever is greater, CRV)
Rotational Life .....	200 cycles (4 % ΔTR; 3 % or 3 ohms, whichever is greater, CRV)

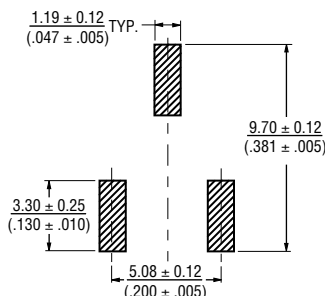
TOLERANCES:  $\frac{0.25}{(.010)}$  EXCEPT WHERE NOTED

### Product Dimensions

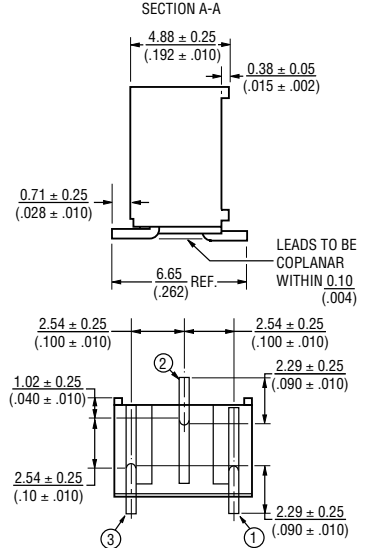
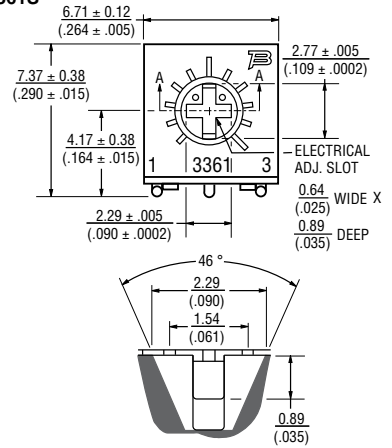
3361P



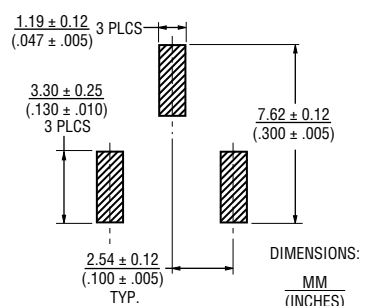
### Recommended Land Pattern



3361S



### Recommended Land Pattern



**WARNING Cancer and Reproductive Harm**  
[www.P65Warnings.ca.gov](http://www.P65Warnings.ca.gov)

"Trimpot" is a trademark of Bourns, Inc.

\*RoHS Directive 2015/863, Mar. 31, 2015 and Annex

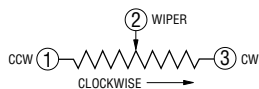
Specifications are subject to change without notice. Users should verify actual device performance in their specific applications. The products described herein and this document are subject to specific legal disclaimers as set forth on the last page of this document, and at [www.bourns.com/docs/legal/disclaimer.pdf](http://www.bourns.com/docs/legal/disclaimer.pdf).

## 3361 – 1/4 " Square SMD Trimpot® Trimming Potentiometer

**BOURNS®**

### Physical Characteristics

Mechanical Angle ..... 270 ° nom.  
 Torque..... 3.0 oz-in. max.  
 Stop Strength..... 7.0 oz -in. min.  
 Terminals ..... Solderable pins  
 Weight ..... 0.02 oz.  
 Marking..... Resistance code,  
 terminal numbers, manufacturer's  
 model number, style  
 and date code  
 Wiper ..... 50 % (Actual TR) ±10 %  
 Flammability ..... U.L. 94V-0  
 Standard Packaging  
 "S" Style ..... 500 pcs./13 " reel  
 "P" Style ..... 750 pcs./13 " reel  
 Adjustment Tool ..... H-90  
 MSL ..... 3



### How To Order

**3361 P - 1 - 502 G LF**

Model \_\_\_\_\_  
 Style \_\_\_\_\_  
 Standard or Modified \_\_\_\_\_  
 Product Indicator \_\_\_\_\_  
 -1 = Standard Product  
 Resistance Code \_\_\_\_\_  
 Packaging Designator \_\_\_\_\_  
 G = Embossed Tape  
 "S" Style = 500 pcs./13 " reel  
 "P" Style = 750 pcs./13 " reel  
 Tape and reel material meets Antistatic ANSI  
 ESD 5541-2003 packaging standards.  
 Terminations \_\_\_\_\_  
 LF = 100 % Tin-plated (RoHS compliant)  
 Blank = 90 % Tin / 10 % Lead-plated  
 (Standard)  
 Consult factory for other available options.

### Standard Resistance Table

Resistance (Ohms)	Resistance Code
10	100
20	200
50	500
<b>100</b>	<b>101</b>
<b>200</b>	<b>201</b>
<b>500</b>	<b>501</b>
<b>1,000</b>	<b>102</b>
<b>2,000</b>	<b>202</b>
<b>5,000</b>	<b>502</b>
<b>10,000</b>	<b>103</b>
<b>20,000</b>	<b>203</b>
<b>25,000</b>	<b>253</b>
<b>50,000</b>	<b>503</b>
<b>100,000</b>	<b>104</b>
200,000	204
250,000	254
500,000	504
1,000,000	105
2,000,000	205

Popular distribution resistance values listed in boldface. Special resistances available.

**BOURNS®**

Americas: Tel: +1 951-781-5500 • Email: [americus@bourns.com](mailto:americus@bourns.com)

Mexico: Tel: +52-614-478-0400 • Email: [mexicus@bourns.com](mailto:mexicus@bourns.com)

Asia: Tel: +886-2-2562-4117 • Email: [asiacus@bourns.com](mailto:asiacus@bourns.com)

EMEA: Tel: +36 88 885 877 • Email: [eurocus@bourns.com](mailto:eurocus@bourns.com)

[www.bourns.com](http://www.bourns.com)

Specifications are subject to change without notice.

Users should verify actual device performance in their specific applications.

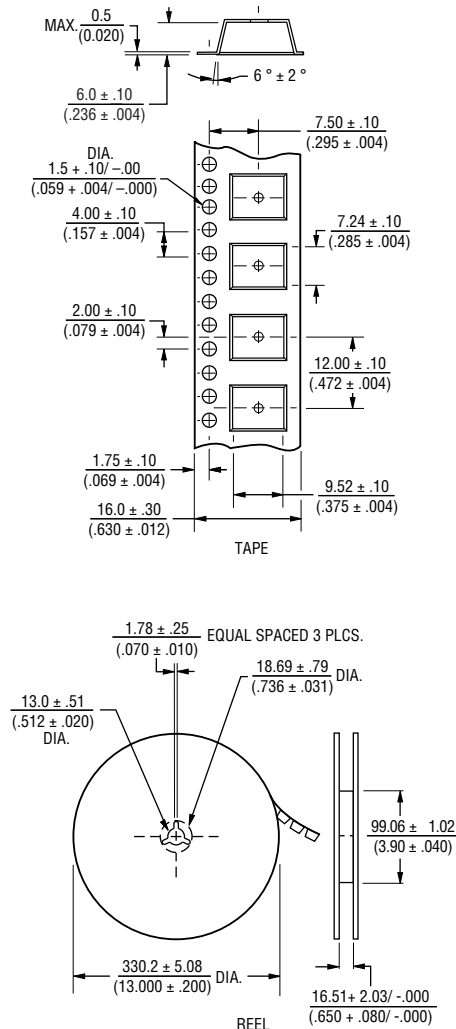
The products described herein and this document are subject to specific legal disclaimers as set forth on the last page of this document, and at [www.bourns.com/docs/legal/disclaimer.pdf](http://www.bourns.com/docs/legal/disclaimer.pdf).

# 3361 – 1/4 " Square SMD Trimpot® Trimming Potentiometer

**BOURNS®**

## Packaging Specifications

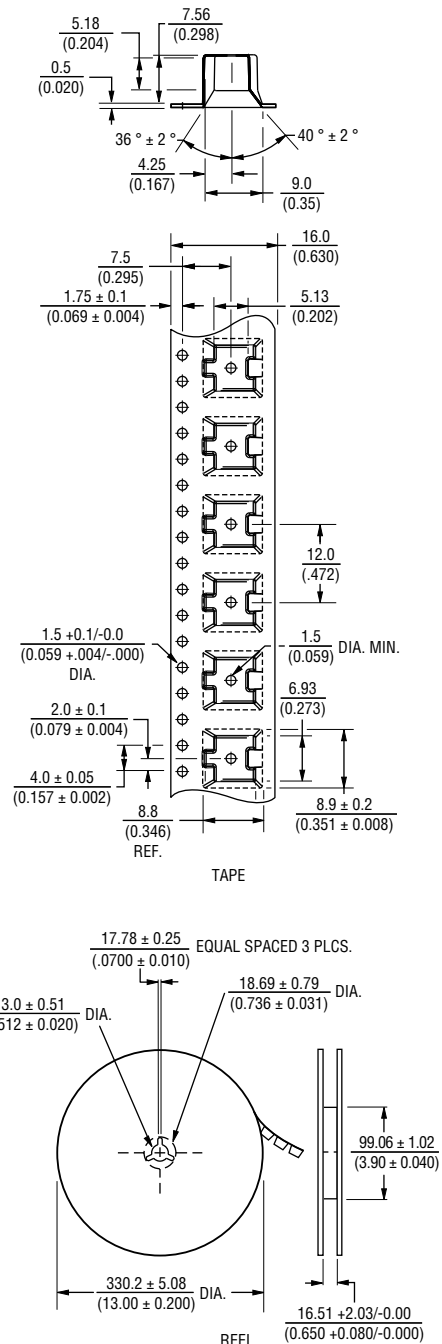
### (P Style)



UNITS PACKAGED 750 PIECES PER REEL.

DIMENSIONS:  $\frac{\text{MM}}{\text{(INCHES)}}$

### (S Style)



UNITS PACKAGED 500 PIECES PER REEL.

DIMENSIONS:  $\frac{\text{MM}}{\text{(INCHES)}}$

REV. 06/24

"Trimpot" is a trademark of Bourns, Inc.  
 "Bourns" is a registered trademark of Bourns, Inc.  
 Specifications are subject to change without notice. Users should verify actual device performance in their specific applications.  
 The products described herein and this document are subject to specific legal disclaimers as set forth on the last page of this document, and at [www.bourns.com/docs/legal/disclaimer.pdf](http://www.bourns.com/docs/legal/disclaimer.pdf).

This legal disclaimer applies to purchasers and users of Bourns® products manufactured by or on behalf of Bourns, Inc. and its affiliates (collectively, "Bourns").

Unless otherwise expressly indicated in writing, Bourns® products and data sheets relating thereto are subject to change without notice. Users should check for and obtain the latest relevant information and verify that such information is current and complete before placing orders for Bourns® products.

The characteristics and parameters of a Bourns® product set forth in its data sheet are based on laboratory conditions, and statements regarding the suitability of products for certain types of applications are based on Bourns' knowledge of typical requirements in generic applications. The characteristics and parameters of a Bourns® product in a user application may vary from the data sheet characteristics and parameters due to (i) the combination of the Bourns® product with other components in the user's application, or (ii) the environment of the user application itself. The characteristics and parameters of a Bourns® product also can and do vary in different applications and actual performance may vary over time. Users should always verify the actual performance of the Bourns® product in their specific devices and applications, and make their own independent judgments regarding the amount of additional test margin to design into their device or application to compensate for differences between laboratory and real world conditions.

Unless Bourns has explicitly designated an individual Bourns® product as meeting the requirements of a particular industry standard (e.g., IATF 16949) or a particular qualification (e.g., UL listed or recognized), Bourns is not responsible for any failure of an individual Bourns® product to meet the requirements of such industry standard or particular qualification. Users of Bourns® products are responsible for ensuring compliance with safety-related requirements and standards applicable to their devices or applications.

Bourns® products are not recommended, authorized or intended for use in nuclear, lifesaving, life-critical or life-sustaining applications, nor in any other applications where failure or malfunction may result in personal injury, death, or severe property or environmental damage. Unless expressly and specifically approved in writing by two authorized Bourns representatives on a case-by-case basis, use of any Bourns® products in such unauthorized applications might not be safe and thus is at the user's sole risk. Life-critical applications include devices identified by the U.S. Food and Drug Administration as Class III devices and generally equivalent classifications outside of the United States.

Bourns expressly identifies those Bourns® standard products that are suitable for use in automotive applications on such products' data sheets in the section entitled "Applications." Unless expressly and specifically approved in writing by two authorized Bourns representatives on a case-by-case basis, use of any other Bourns® standard products in an automotive application might not be safe and thus is not recommended, authorized or intended and is at the user's sole risk. If Bourns expressly identifies a sub-category of automotive application in the data sheet for its standard products (such as infotainment or lighting), such identification means that Bourns has reviewed its standard product and has determined that if such Bourns® standard product is considered for potential use in automotive applications, it should only be used in such sub-category of automotive applications. Any reference to Bourns® standard product in the data sheet as compliant with the AEC-Q standard or "automotive grade" does not by itself mean that Bourns has approved such product for use in an automotive application.

Bourns® standard products are not tested to comply with United States Federal Aviation Administration standards generally or any other generally equivalent governmental organization standard applicable to products designed or manufactured for use in aircraft or space applications. Bourns expressly identifies Bourns® standard products that are suitable for use in aircraft or space applications on such products' data sheets in the section entitled "Applications." Unless expressly and specifically approved in writing by two authorized Bourns representatives on a case-by-case basis, use of any other Bourns® standard product in an aircraft or space application might not be safe and thus is not recommended, authorized or intended and is at the user's sole risk.

The use and level of testing applicable to Bourns® custom products shall be negotiated on a case-by-case basis by Bourns and the user for which such Bourns® custom products are specially designed. Absent a written agreement between Bourns and the user regarding the use and level of such testing, the above provisions applicable to Bourns® standard products shall also apply to such Bourns® custom products.

Users shall not sell, transfer, export or re-export any Bourns® products or technology for use in activities which involve the design, development, production, use or stockpiling of nuclear, chemical or biological weapons or missiles, nor shall they use Bourns® products or technology in any facility which engages in activities relating to such devices. The foregoing restrictions apply to all uses and applications that violate national or international prohibitions, including embargos or international regulations. Further, Bourns® products and Bourns technology and technical data may not under any circumstance be exported or re-exported to countries subject to international sanctions or embargoes. Bourns® products may not, without prior authorization from Bourns and/or the U.S. Government, be resold, transferred, or re-exported to any party not eligible to receive U.S. commodities, software, and technical data.

To the maximum extent permitted by applicable law, Bourns disclaims (i) any and all liability for special, punitive, consequential, incidental or indirect damages or lost revenues or lost profits, and (ii) any and all implied warranties, including implied warranties of fitness for particular purpose, non-infringement and merchantability.

*For your convenience, copies of this Legal Disclaimer Notice with German, Spanish, Japanese, Traditional Chinese and Simplified Chinese bilingual versions are available at:*

Web Page: <http://www.bourns.com/legal/disclaimers-terms-and-policies>

PDF: <http://www.bourns.com/docs/Legal/disclaimer.pdf>

# Mouser Electronics

Authorized Distributor

Click to View Pricing, Inventory, Delivery & Lifecycle Information:

[Bourns:](#)

[3361S-1-502G](#) [3361P-1-502G](#) [3361S-1-504G](#) [3361P-1-503G](#) [3361S-1-503G](#) [3361P-1-501G](#) [3361P-1-500G](#)  
[3361S-1-500G](#) [3361P-1-504G](#) [3361S-1-501G](#) [3361P-1-202G](#) [3361S-1-202G](#) [3361P-1-204G](#) [3361S-1-200G](#) [3361P-](#)  
[1-200G](#) [3361P-1-201G](#) [3361P-1-203G](#) [3361P-1-205G](#) [3361S-1-205G](#) [3361S-1-201G](#) [3361S-1-203G](#) [3361S-1-204G](#)  
[3361P-1-253G](#) [3361S-1-103G](#) [3361P-1-101G](#) [3361S-1-105G](#) [3361P-1-105G](#) [3361P-1-104G](#) [3361P-1-103G](#)  
[3361P-1-101GLF](#) [3361P-1-102GLF](#) [3361P-1-103GLF](#) [3361P-1-200GLF](#) [3361P-1-202GLF](#) [3361P-1-253GLF](#) [3361P-](#)  
[1-254GLF](#) [3361P-1-501GLF](#) [3361P-1-502GLF](#) [3361P-1-503GLF](#) [3361P-1-504GLF](#) [3361S-1-103GLF](#) [3361S-1-](#)  
[104GLF](#) [3361S-1-201GLF](#) [3361S-1-203GLF](#) [3361S-1-205GLF](#) [3361S-1-502GLF](#) [3361S-1-101GLF](#) [3361S-1-202GLF](#)  
[3361S-1-500GLF](#) [3361S-1-204GLF](#) [3361P-1-100GLF](#) [3361S-1-503GLF](#) [3361S-1-254GLF](#) [3361P-1-201GLF](#)  
[3361P-1-203GLF](#) [3361S-1-100GLF](#) [3361P-1-500GLF](#) [3361S-1-501GLF](#) [3361P-1-204GLF](#) [3361S-1-105GLF](#) [3361S-](#)  
[1-253G](#) [3361S-1-254G](#) [3361P-1-254G](#) [3361P-1-102G](#) [3361S-1-102G](#) [3361P-1-100G](#) [3361S-1-104G](#) [3361S-1-100G](#)  
[3361S-1-101G](#) [3361S-1-102GLF](#) [3361S-1-253GLF](#) [3361S-1-504GLF](#) [3361P-1-205GLF](#) [3361P-1-105GLF](#) [3361S-1-](#)  
[200GLF](#) [3361P-1-104GLF](#)