



Features

- Balanced TRIGARD®
- Approximately 8 mm diameter, 11 mm long
- UL recognized
- Custom configurations available
- High surge current rating
- Stable breakdown throughout life
- RoHS compliant* version available

Applications

- Telecommunications
- Industrial electronics
- Commercial electronics
- Consumer electronics
- Automotive, aircraft, military electronics

2026 Series - 3-Pole Gas Discharge Tube

Characteristics

Test Methods per ITU-T K.12, IEEE C62.31 and IEC 61643-311 GDT standards.

Characteristic	Model No.						
	2026-07	2026-09	2026-15	2026-20	2026-23	2026-25	2026-26
DC Sparkover $\pm 20\%$ @ 100 V/s	75 V	90 V	150 V	200 V	230 V	250 V	260V ¹
Impulse Sparkover ⁽¹⁾							
100 V/ μ s	275 V	275 V	350 V	425 V	450 V	475 V	475 V
1000 V/ μ s	700 V	600 V	575 V	625 V	650 V	700 V	700 V

Characteristic	Model No.					
	2026-30	2026-35	2026-40	2026-42	2026-47	2026-60
DC Sparkover $\pm 20\%$ @ 100 V/s	300 V	350 V	400 V	420 V	470 V	600 V
Impulse Sparkover ⁽¹⁾						
100 V/ μ s	550 V	625 V	675 V	725 V	800 V	925 V
1000 V/ μ s	775 V	875 V	925 V	1000 V	1100 V	1250 V

⁽¹⁾ Impulse Sparkover voltage is defined as typical values of distribution.

Impulse Transverse Delay.....	1000 V/ μ s.....	< 75 ns
Insulation Resistance	100 V (50 V for Model 2026-07 & 2026-09).....	> $10^{10} \Omega$
Glow Voltage	10 mA.....	~ 70 V
Arc Voltage	1A.....	~ 10 V
Glow-Arc Transition Current.....		< 0.5 A
Capacitance	1 MHz.....	< 2 pF
DC Holdover Voltage ⁽³⁾	>135 V, (52 V for Model 2026-07 & 2026-09,.....	< 150 ms
	80 V for Model 2026-15)	
Impulse Discharge Current.....	40000 A, 8/20 μ s ⁽⁴⁾	1 operation minimum
	20000 A, 8/20 μ s	> 10 operations
	5000 A, 10/350 μ s	1 operation
	1000 A, 10/1000 μ s	> 400 operations
Alternating Discharge Current	130 Arms, 11 cycles ⁽⁴⁾	1 operation minimum
	20 Arms, 1 s	> 10 operations
Operation and Storage Temperature.....		-40 to +90 °C
Climatic Category (IEC 60068-1).....		40/ 90/ 21

Optional Switch-Grade Fail-short device available. Models with the optional Fail-Short assembly activate at low temperature (215 °C – 217 °C) when required. These models are designed to be soldered either manually or using a selective soldering process that does not exceed 210 °C, below the temperature that the Fail-Short assembly would activate.

Notes:

- **UL recognized component, UL File E153537.**
- Model number marking on tube: 26-xxx V.
- The rated discharge current for TRIGARD® Gas Discharge Tubes is the total current equally divided between each line to ground.
- Sparkover limits after life $\pm 25\%$, IR $> 10^8 \Omega$ (-25 %, +30 % for Model 2026-07, 2026-09 and 2026-60).
- Line to Line voltage is approximately 1.8 to 2 times the stated Line to Ground breakdown voltage.
- At delivery AQL 0.65 Level II, DIN ISO 2859

⁽²⁾ Tube meets BT requirement Type 14 A/1 (210-310 V).

⁽³⁾ Network applied.

⁽⁴⁾ DC Sparkover may exceed $\pm 25\%$ after discharge, but will continue to protect without venting.

*RoHS Directive 2002/95/EC Jan. 27, 2003 including annex and RoHS Recast 2011/65/EU June 8, 2011.

Specifications are subject to change without notice.

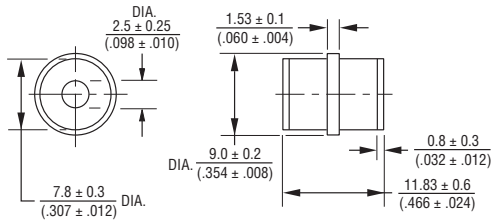
The device characteristics and parameters in this data sheet can and do vary in different applications and actual device performance may vary over time. Users should verify actual device performance in their specific applications.

2026 Series - 3-Pole Gas Discharge Tube

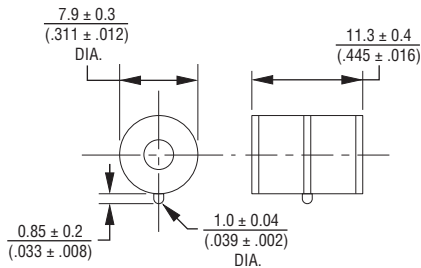
BOURNS®

Product Dimensions (additional lead form configurations available upon request)

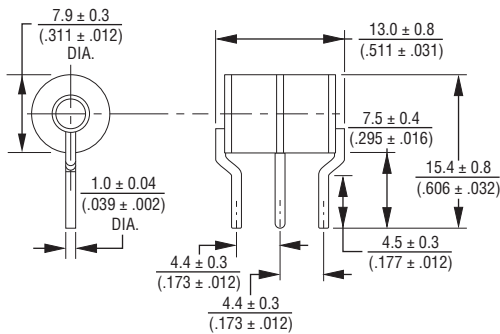
2026-XX-A



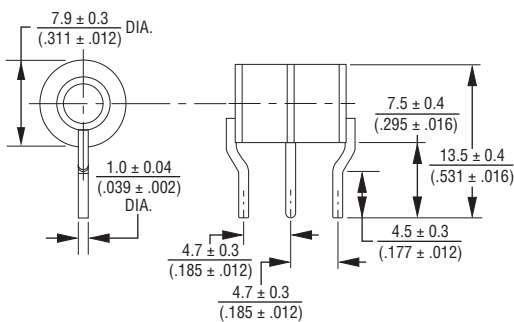
2026-XX-A1



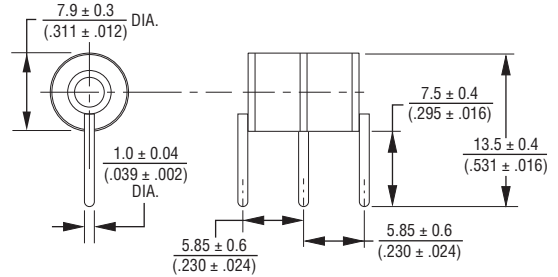
2026-XX-C2



2026-XX-C3

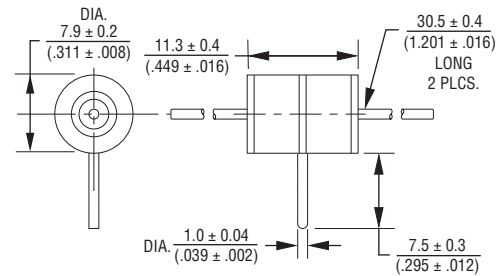


2026-XX-C4

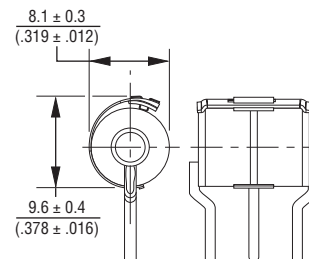


2026-XX-C

1.0 ± 0.08 mm (.039 ± .002 in.) dia. lead wire



**FAIL-SHORT CONFIGURATION
2026-XX-C2F SHOWN**



DIMENSIONS: $\frac{\text{MM}}{\text{(INCHES)}}$

UNITS WITH LEADS ARE BASED ON THE 2026-XX-A1 BODY.

Specifications are subject to change without notice. The device characteristics and parameters in this data sheet can and do vary in different applications and actual device performance may vary over time. Users should verify actual device performance in their specific applications.

2026 Series - 3-Pole Gas Discharge Tube

BOURNS®

How to Order

2026 - nn - x n F LF

Model Number

Designator

Voltage (Divided by 10)

07 = 75 V	30 = 300 V
09 = 90 V	35 = 350 V
15 = 150 V	40 = 400 V
20 = 200 V	42 = 420 V
23 = 230 V	47 = 470 V
25 = 250 V	60 = 600 V
26 = 260 V	

Leads

A = None
C = 1 mm

Lead Shape

(See Product Dimension Drawings)

Fail-Short Option

Blank = Standard Product
F = With Fail-Short Mechanism

RoHS Compliant Option

Blank = Standard Product
LF = RoHS Compliant Product

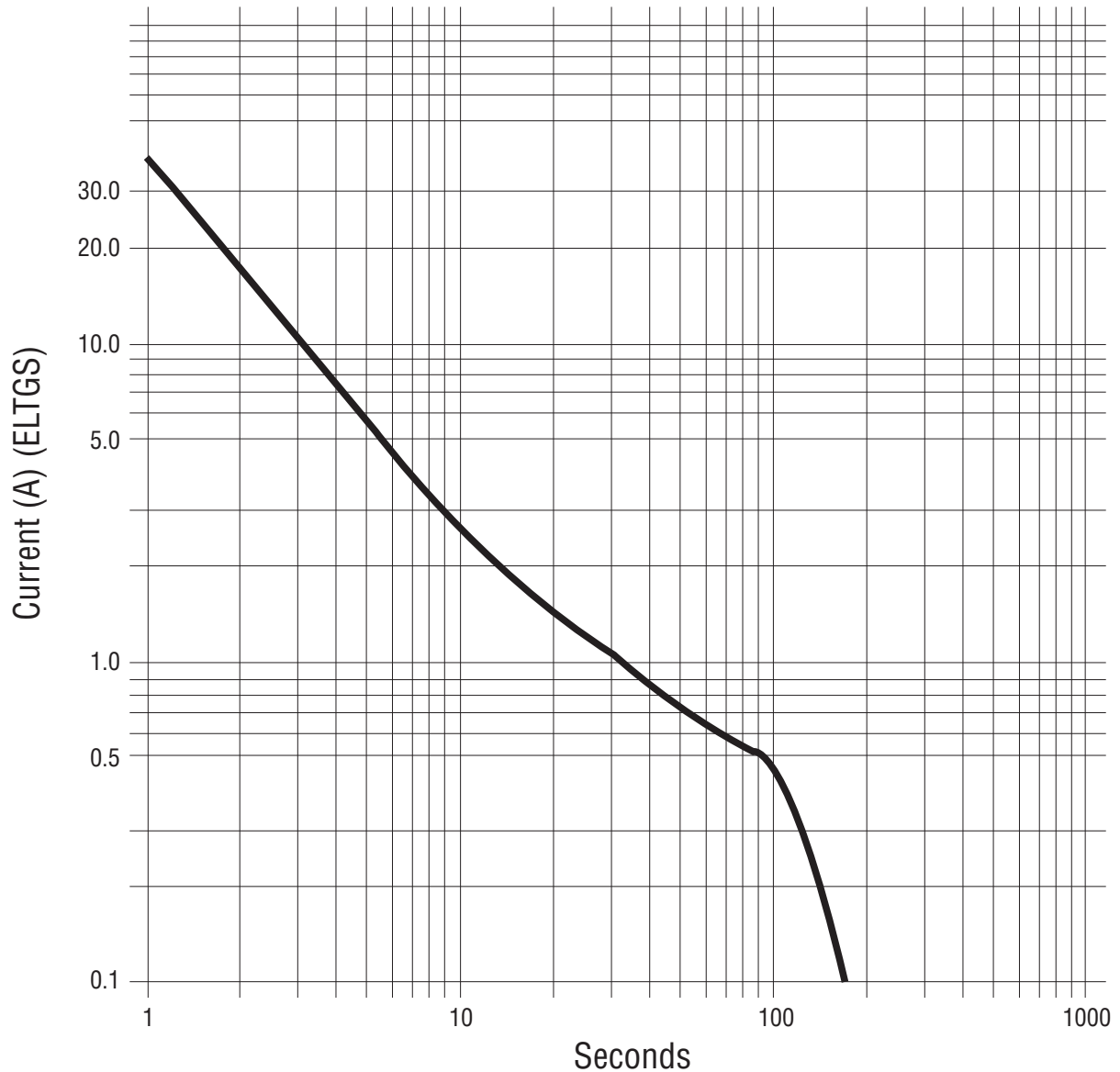
Packaging Specifications

Model	Standard Packaging Quantity		
	Bulk (Bag)	Tray	Box
2026-XX-A	250		1000
2026-XX-A1	250		1000
2026-XX-C	50		300
2026-XX-C2		100	900
2026-XX-C3		100	900
2026-XX-C4		100	900

2026 Series - 3-Pole Gas Discharge Tube

BOURNS®

Switch-Grade Fail-short Device Shorting Curve 2026-XX-XF



ELTGS = Each Line to Ground Simultaneously

NOTE: When using a GDT fail-short device, it is imperative that all components associated and connected to the GDT with failsafe be tested in their respective completely integrated environment (finished product) to assure desired operation.

REV. 10/15

Specifications are subject to change without notice.

The device characteristics and parameters in this data sheet can and do vary in different applications and actual device performance may vary over time. Users should verify actual device performance in their specific applications.

Mouser Electronics

Authorized Distributor

Click to View Pricing, Inventory, Delivery & Lifecycle Information:

Bourns:

[2026-20-C2F](#) [2026-15-C18](#) [2026-35-C4](#) [2026-35-C2](#) [2026-35-C8](#) [2026-25-A1F](#) [2026-60-A](#) [2026-60-C](#) [2026-25-CB](#) [2026-23-A1F](#) [2026-07-A1](#) [2026-07-C3](#) [2026-07-C8](#) [2026-07-C4](#) [2026-07-C2](#) [2026-30-C](#) [2026-09-C3](#) [2026-09-C4](#) [2026-09-C2F](#) [2026-09-A1](#) [2026-42-A](#) [2026-07-C18](#) [2026-60-C8](#) [2026-60-C4](#) [2026-60-C2](#) [2026-33-D5F](#) [2026-40-CB](#) [2026-50-C2](#) [2026-23-C8](#) [2026-23-C2](#) [2026-23-C4](#) [2026-15-C2F](#) [2026-33-C2-M143](#) [2026-15-CB](#) [2026-25-C18](#) [2026-25-C13](#) [2026-30-C2F](#) [2026-30-C3](#) [2026-30-C2](#) [2026-30-C4](#) [2026-60-CB](#) [2026-07-A](#) [2026-07-C](#) [2026-35-C2F](#) [2026-09-C2](#) [2026-09-C8](#) [2026-47-C4](#) [2026-47-C2](#) [2026-40-A](#) [2026-40-C](#) [2026-47-A](#) [2026-47-C](#) [2026-09-C](#) [2026-25-C3](#) [2026-15-A](#) [2026-15-C](#) [2026-25-C4](#) [2026-25-C2](#) [2026-25-C8](#) [2026-47-C18](#) [2026-60-C13](#) [2026-30-CB](#) [2026-25-C2F](#) [2026-35-C18](#) [2026-42-C2](#) [2026-07-C2LF](#) [2026-09-C2LF](#) [2026-09-CBLF](#) [2026-09-CLF](#) [2026-15-C2LF](#) [2026-15-C4LF](#) [2026-15-CLF](#) [2026-23-C4LF](#) [2026-25-C2LF](#) [2026-25-CBLF](#) [2026-30-C2LF](#) [2026-40-C4LF](#) [2026-42-C2LF](#) [2026-47-C2LF](#) [2026-33-C2F](#) [2026-23-CB](#) [2026-40-C18](#) [2026-60-C2F](#) [2026-09-C13](#) [2026-09-C18](#) [2026-23-C18](#) [2026-25-C](#) [2026-25-A](#) [2026-07-C2F](#) [2026-23-C2F](#) [2026-35-CB](#) [2026-20-A](#) [2026-20-C](#) [2026-23-C](#) [2026-23-A](#) [2026-33-C8](#) [2026-40-C4](#) [2026-40-C8](#) [2026-40-C2](#) [2026-35-A1F](#)