

SHROUDED .025" SQ POST HEADERS

(2.54 mm) .100" PITCH • TSS/HTSS/ZSS SERIES



TSS/HTSS/ZSS

Mates:

SSW, SSQ, ESW, ESQ,
SSM, BCS

SPECIFICATIONS

Insulator Material:

TSS, ZSS=Black Glass
Filled Polyester
HTSS=Natural PCT

Insulation Resistance:

5000 MΩ min

Terminal Material:

Phosphor Bronze
Plating: Au or Sn over
50 μ" (1.27 μm) Ni

Operating Temp Range:

-55 °C to +125 °C with Gold

-55 °C to +105 °C with Tin

Withstanding Voltage:

1000 VRMS

PROCESSING

Lead-Free Solderable:

HTSS=Yes

TSS, ZSS=No, Lead Wave only

SMT Lead Coplanarity:

(0.15 mm) .006" max*
*(.004" stencil solution
may be available; contact
ipg@samtec.com)

SERIES	1	NO. PINS PER ROW	LEAD STYLE	PLATING OPTION	ROW OPTION
--------	---	------------------	------------	----------------	------------

TSS
= Connector Strip

HTSS
= High Temp
Connector Strip

03
(TSS only)
**05, 07, 08, 10,
12, 13, 15, 17,
20, 25, 32, 36**
(Standard sizes)

Specify
**LEAD
STYLE**
from
chart

-F
= Gold flash on post,
Matte Tin on tail
(Not available on -DV)

-L
= 10 μ" (0.25 μm)
Gold on post,
Matte Tin on tail

-T
= Matte Tin

-D
= Double Row
Through-hole
(lead style -01,
-02 & -03 only)

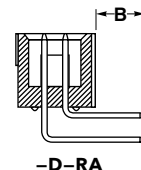
-DV
= Double Row
Surface Mount
(lead style -01 only)
(HTSS only)

-D-RA
= Double Row
Right-angle
(lead style -04
& -05 only)

LEAD STYLE	T/H (A)
-01	(2.92) .115
-02	(4.19) .165
-03	(14.35) .565



-DV
(HTSS ONLY)



-D-RA

LEAD STYLE	RIGHT ANGLE (B)
-04	(3.30) .130
-05	(5.84) .230

ZSS	1	NO. PINS PER ROW	LEAD STYLE	PLATING OPTION	D	BODY HEIGHT
-----	---	------------------	------------	----------------	---	-------------

**03, 05, 07, 08,
10, 12, 13, 15,
17, 20, 25, 32, 36**
(Standard sizes)

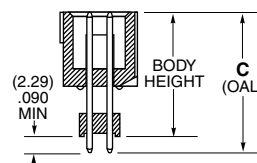
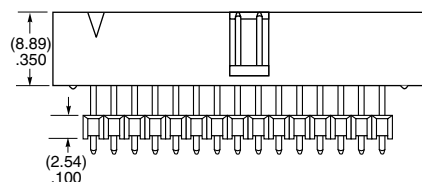
Specify
**LEAD
STYLE**
from
chart

-F
= Gold flash on post,
Matte Tin on tail

-L
= 10 μ" (0.25 μm)
Gold on post,
Matte Tin on tail

-T
= Matte Tin

-"XXXX"
= Body Height



LEAD STYLE	C (OAL)	MAX BODY HEIGHT
-01	(16.00) .630	(13.72) .540
-02	(18.54) .730	(16.26) .640
-03	(21.08) .830	(18.80) .740
-04	(23.62) .930	(21.34) .840
-05	(26.16) 1.030	(23.88) .940
-06	(28.70) 1.130	(26.42) 1.040
-07	(31.24) 1.230	(28.96) 1.140
-08	(33.78) 1.330	(31.50) 1.240
-09	(36.32) 1.430	(34.04) 1.340

Note:

Some lengths, styles and options are non-standard, non-returnable. ZSS is non-standard, non-returnable.

Note:

For added mechanical stability, Samtec recommends mechanical board spacers be used in applications with gold or selective gold plated connectors. Contact ipg@samtec.com for more information.

Mouser Electronics

Authorized Distributor

Click to View Pricing, Inventory, Delivery & Lifecycle Information:

[Samtec:](#)

[ZSS-112-02-G-D-470](#)