


# SURFACE MOUNT .025" SQ POST HEADER

(2.54 mm) .100" PITCH • TSM SERIES

8  
G b p s



## TSM

### Board Mates:

SSW, SSQ, SSM, BSW, ESW,  
ESQ, BCS, SLW, CES, HLE

### Cable Mates:

IDSS, IDSD

TSM

1

NO. PINS PER ROW

LEAD STYLE

02 thru 36

Specify  
LEAD STYLE  
from chart

## SPECIFICATIONS

### Insulator Material:

Black Liquid Crystal Polymer

### Terminal Material:

Phosphor Bronze

### Plating:

Au or Sn over

50  $\mu$ " (1.27  $\mu$ m) Ni

### Operating Temp Range:

-55 °C to +105 °C with Tin;

-55 °C to +125 °C with Gold

### Voltage Rating:

475 VAC -SV/-DV mated with

BCS or SSM

## PROCESSING

### Lead-Free Solderable:

Yes

### -DH/-SH Lead Coplanarity:

(0.15 mm) .006" max (02-36)\*

### -DV/-SV Lead Coplanarity:

(0.10 mm) .004" max (02-05)

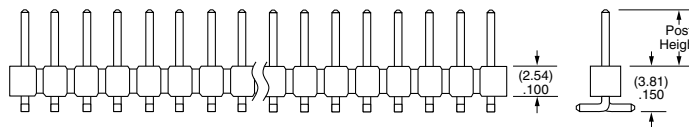
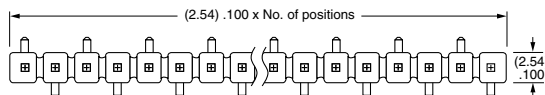
(0.13 mm) .005" max (06-10)\*

(0.15 mm) .006" max (11-36)\*

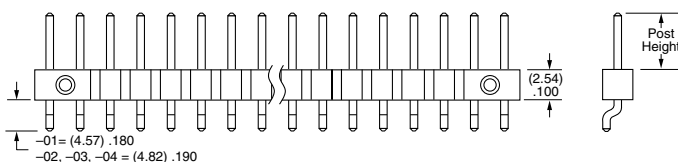
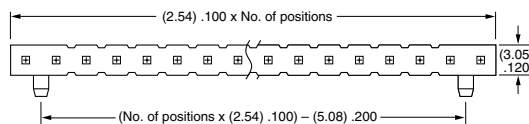
\*(.004" stencil solution

may be available; contact

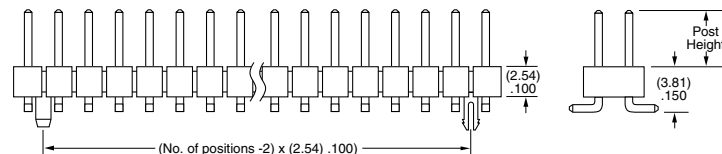
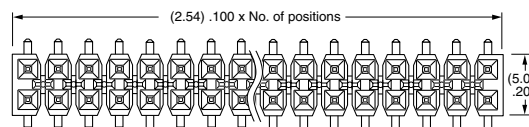
ipg@samtec.com)



-SV Row Option



-SH Row Option



-DV Row Option

LEAD STYLE	POST HEIGHT	MATES WITH
-01	(5.84) .230	SSW, BCS, SSM, IDSS, IDSD
-02	(8.13) .320	SSM -DH
-03	(10.67) .420	Bottom Mount & Pass Through
-04	(3.05) .120	SLW, CES, HLE

MATES	CURRENT RATING (PER PIN)
TSM/SSW	4.7 A
TSM/SSM	5.4 A
TSM/HLE	4.1 A

2 POSITIONS POWERED

### Note:

Some lengths, styles and options are non-standard, non-returnable.



## PLATING OPTION

**-F**  
= Gold flash on post, Matte Tin on tail

**-L**  
= 10  $\mu$ " (0.25  $\mu$ m) Gold on post,  
Matte Tin on tail

**-S**  
= 30  $\mu$ " (0.76  $\mu$ m) Gold on post,  
Matte Tin on tail

**-T**  
= Matte Tin

## ROW OPTION

**-SV**  
= Single Row Vertical Pin

**-DV**  
= Double Row Vertical Pin

**-SH**  
= Single Row Horizontal Pin

**-DH**  
= Double Row Horizontal Pin  
(Style -01, -02 or -03 only)

**-TM**  
= Triple Row Vertical Mixed Technology  
(Style -01 only)  
(02 thru 30 positions only)

**-MT**  
= Mixed Technology Pin  
(Style -01, -02 or -03 only)

## OTHER OPTIONS

**-"XXX"**  
= Polarized Position

**-A**  
= Alignment Pin  
metal or plastic at Samtec discretion  
(Not available with -TM or -MT)  
(02 positions minimum)  
(Not available with -LC)

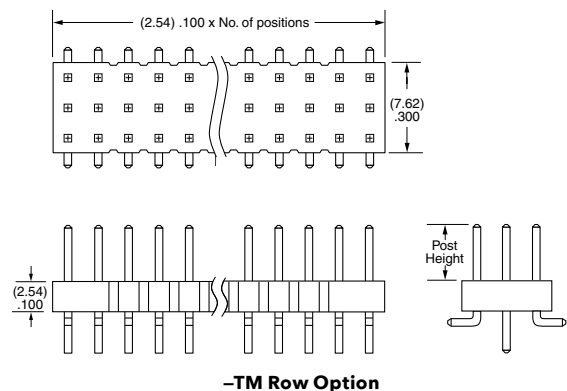
**-LC**  
= Locking Clip  
(Not available with -TM)  
(3 positions minimum)  
(Not available with -A)  
(Manual placement required)

**-K**  
= (6.50 mm) .256" DIA  
Polyimide Film Pick & Place Pad  
(-SH: 4 positions minimum without -TR;  
2 & 3 positions available with -TR)  
(-DH: 4 positions minimum without -TR)

**-P**  
= Plastic Pick & Place Pad  
(-DV: 4 positions minimum without -TR;  
2 & 3 positions available with -TR)  
(-SH: 4 positions minimum without -TR;  
2 & 3 positions available with -TR)  
(-DH: 5 positions minimum without -TR)  
(-SV: 4 positions minimum without -TR;  
2 & 3 positions available with -TR)

**-TR**  
= Tape & Reel  
-SV: 02-22 positions, -DV: 02-28 positions,  
-SH: 02-30 positions, -DH: 02-29 positions  
(Not available with -MT or -TM)

**-FR**  
= Full Reel Tape & Reel  
(must order maximum quantity per reel;  
contact Samtec for quantity breaks)  
-SV: 02-22 positions, -DV: 02-28 positions,  
-SH: 02-30 positions, -DH: 02-29 positions  
(Not available with -MT or -TM)



# Mouser Electronics

Authorized Distributor

Click to View Pricing, Inventory, Delivery & Lifecycle Information:

[Samtec:](#)

[TSM-105-01-T-SV](#)