


SURFACE MOUNT .025" SQ POST HEADER

(2.54 mm) .100" PITCH • TSM SERIES

8
G b p s



TSM

Board Mates:

SSW, SSQ, SSM, BSW, ESW,
ESQ, BCS, SLW, CES, HLE

Cable Mates:

IDSS, IDSD

TSM

1

NO. PINS PER ROW

LEAD STYLE

02 thru 36

Specify
LEAD STYLE
from chart

SPECIFICATIONS

Insulator Material:

Black Liquid Crystal Polymer

Terminal Material:

Phosphor Bronze

Plating:

Au or Sn over

50 μ " (1.27 μ m) Ni

Operating Temp Range:

-55 °C to +105 °C with Tin;

-55 °C to +125 °C with Gold

Voltage Rating:

475 VAC -SV/-DV mated with

BCS or SSM

PROCESSING

Lead-Free Solderable:

Yes

-DH/-SH Lead Coplanarity:

(0.15 mm) .006" max (02-36)*

-DV/-SV Lead Coplanarity:

(0.10 mm) .004" max (02-05)

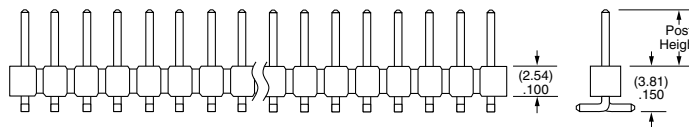
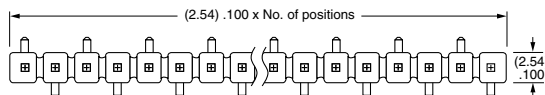
(0.13 mm) .005" max (06-10)*

(0.15 mm) .006" max (11-36)*

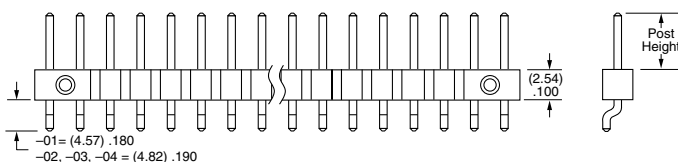
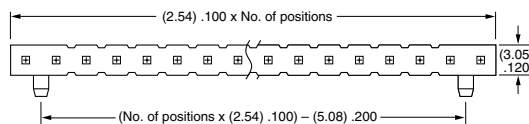
*(.004" stencil solution

may be available; contact

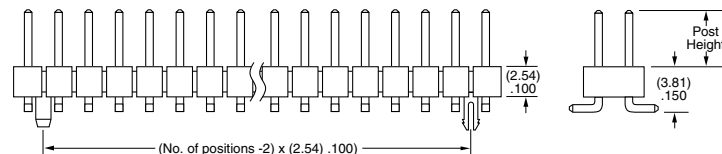
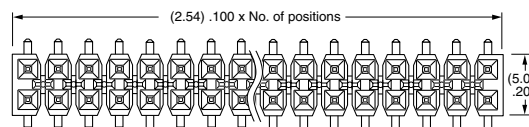
ipg@samtec.com)



-SV Row Option



-SH Row Option



-DV Row Option

LEAD STYLE	POST HEIGHT	MATES WITH
-01	(5.84) .230	SSW, BCS, SSM, IDSS, IDSD
-02	(8.13) .320	SSM -DH
-03	(10.67) .420	Bottom Mount & Pass Through
-04	(3.05) .120	SLW, CES, HLE

MATES	CURRENT RATING (PER PIN)
TSM/SSW	4.7 A
TSM/SSM	5.4 A
TSM/HLE	4.1 A

2 POSITIONS POWERED

Note:

Some lengths, styles and options are non-standard, non-returnable.



PLATING OPTION

-F
= Gold flash on post, Matte Tin on tail

-L
= 10 μ " (0.25 μ m) Gold on post,
Matte Tin on tail

-S
= 30 μ " (0.76 μ m) Gold on post,
Matte Tin on tail

-T
= Matte Tin

ROW OPTION

-SV
= Single Row Vertical Pin

-DV
= Double Row Vertical Pin

-SH
= Single Row Horizontal Pin

-DH
= Double Row Horizontal Pin
(Style -01, -02 or -03 only)

-TM
= Triple Row Vertical Mixed Technology
(Style -01 only)
(02 thru 30 positions only)

-MT
= Mixed Technology Pin
(Style -01, -02 or -03 only)

OTHER OPTIONS

-"XXX"
= Polarized Position

-A
= Alignment Pin
metal or plastic at Samtec discretion
(Not available with -TM or -MT)
(02 positions minimum)
(Not available with -LC)

-LC
= Locking Clip
(Not available with -TM)
(3 positions minimum)
(Not available with -A)
(Manual placement required)

-K
= (6.50 mm) .256" DIA
Polyimide Film Pick & Place Pad
(-SH: 4 positions minimum without -TR;
2 & 3 positions available with -TR)
(-DH: 4 positions minimum without -TR)

-P
= Plastic Pick & Place Pad
(-DV: 4 positions minimum without -TR;
2 & 3 positions available with -TR)
(-SH: 4 positions minimum without -TR;
2 & 3 positions available with -TR)
(-DH: 5 positions minimum without -TR)
(-SV: 4 positions minimum without -TR;
2 & 3 positions available with -TR)

-TR
= Tape & Reel
-SV: 02-22 positions, -DV: 02-28 positions,
-SH: 02-30 positions, -DH: 02-29 positions
(Not available with -MT or -TM)

-FR
= Full Reel Tape & Reel
(must order maximum quantity per reel;
contact Samtec for quantity breaks)
-SV: 02-22 positions, -DV: 02-28 positions,
-SH: 02-30 positions, -DH: 02-29 positions
(Not available with -MT or -TM)



Mouser Electronics

Authorized Distributor

Click to View Pricing, Inventory, Delivery & Lifecycle Information:

[Samtec:](#)

[TSM-104-01-T-SH](#)