

TFSDT-05-30-G-05.00-D-NUS

TSDF-10-D-S

T1M44-M-2830-01-G

(1.27 mm) .050"

TFSD, TFSDT, TSDF, T1M44-R, T1M44-M SERIES

# DISCRETE WIRE COMPONENTS & TOOLING

## Mates with:

SFM, SFC (-TR requires TFM-WT option),  
SFML (-XL end option required)

## SPECIFICATIONS

For complete specifications see [www.samtec.com?TFSD](http://www.samtec.com?TFSD) or [www.samtec.com?TFSDT](http://www.samtec.com?TFSDT)

**Insulator Material:** Black LCP  
**Contact Material:** BeCu

### Plating:

Au over 50  $\mu$ " (1.27  $\mu$ m) Ni

### Operating Temp Range:

-10 °C to +80 °C (PVC)

-40 °C to +125 °C (\*Teflon®)

**Wire:** 28 or 30 AWG

**RoHS Compliant:** Yes

## RECOGNITIONS

For complete scope of recognitions see [www.samtec.com/quality](http://www.samtec.com/quality)



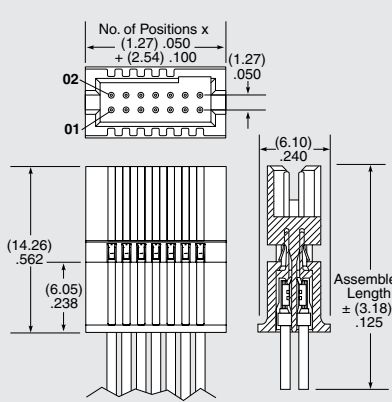
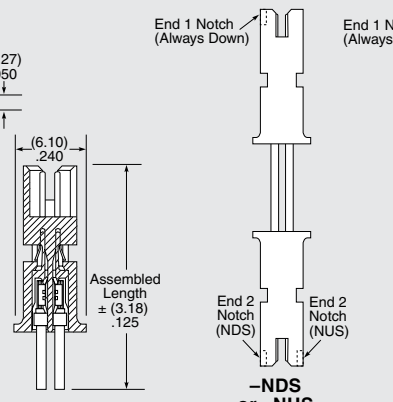
### Notes:

For wiring option and pin position location information, refer to drawings on web.

Teflon® cable is intended for crimp only. Contact Samtec for solderable cable applications.

Some lengths, styles and options are non-standard, non-returnable.

TYPE STRIP	POSITIONS PER ROW	WIRE GAUGE	PLATING OPTION	ASSEMBLED LENGTH	END OPTION	END 2 OPTION
<b>TFSD</b> = Double Row PVC Cable	-03, -04, -05, -07, -10, -15, -20, -25, -40, -50 (Standard sizes)	-30 = 30 AWG  -28 = 28 AWG	-G = 10 $\mu$ " (0.25 $\mu$ m) Gold on contact	"XX.XX" = Assembled Length in Inches (76.20 mm) 03.00" min. for -S end option (82.60 mm) 03.25" min. for -D, -T, -TF, & -TR end option	-S = Single Ended  -D = Double Ended  -T = Transfer End Terminal on End 1 Socket on End 2  -TF = Transfer End with Friction Lock (-05 & -07 positions not available.)  -TR = Transfer End with Retention Latch (TFM-WT option required for mating)	Requires -D, -TF or -TR (End 1 Notch Down).  -NUS = Notch up, straight  -NDS = Notch down, straight  -NUX = Notch up, crossed  -NDX = Notch down, crossed

\*DuPont™ Teflon® is a registered trademark of the E.I. du Pont de Nemours and Company or its affiliates.

## SPECIFICATIONS

For complete specifications see [www.samtec.com?TSDF](http://www.samtec.com?TSDF), [www.samtec.com?T1M44-R](http://www.samtec.com?T1M44-R) or [www.samtec.com?T1M44-M](http://www.samtec.com?T1M44-M)

**Insulator Material:** Black LCP

**Contact Material:** BeCu

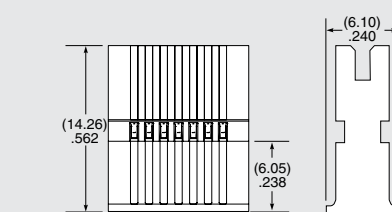
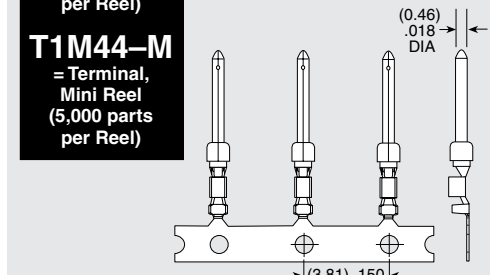
## TOOLING

- Hand Tool:  
CAT-HT-144-2830-12
- Mini Applicator  
CAT-MC-144-2830-XX-01
- Extraction Tool:  
CAT-EX-169-01

### Note:

Some sizes, styles and options are non-standard, non-returnable.

TYPE	POSITIONS PER ROW	ROW OPTION	S	TYPE	WIRE GAUGE	01	PLATING
<b>TSDF</b> = Housing	-03, -04, -05, -07, -10, -15, -20, -25, -40, -50 (Standard sizes)	-D = Double Row		<b>T1M44-R</b> = Terminal, Full Reel (35,000 parts per Reel)  <b>T1M44-M</b> = Terminal, Mini Reel (5,000 parts per Reel)	-2830 = 28 to 30 AWG		-G = 10 $\mu$ " (0.25 $\mu$ m) Gold on contact

# Mouser Electronics

Authorized Distributor

Click to View Pricing, Inventory, Delivery & Lifecycle Information:

[Samtec:](#)

[TSDF-07-D-S](#)