


# THROUGH-HOLE MICRO HEADER

(1.27 mm) .050" PITCH • TMS/HTMS SERIES



## TMS/HTMS

**Mates:**  
SMS, SLM, RSM

### SPECIFICATIONS

**Insulator Material:**  
Black Liquid Crystal Polymer  
**Terminal Material:**  
Phosphor Bronze  
**Plating:**  
Au or Sn over  
50  $\mu$ " (1.27  $\mu$ m) Ni  
**Current Rating (TMS/SMS):**  
5 A per pin  
(2 pins powered)  
**Operating Temp Range:**  
-55 °C to +105 °C with Tin;  
-55 °C to +125 °C with Gold

### PROCESSING

**Lead-Free Solderable:**  
Yes

| SERIES            | 1 | NO. PINS PER ROW | LEAD STYLE                    | PLATING OPTION   | ROW OPTION                                   | OPTION  |
|-------------------|---|------------------|-------------------------------|--|--|---|
| TMS<br>= Standard |   | 01 thru 50       | Specify LEAD STYLE from chart | -L<br>= 10 $\mu$ "<br>(0.25 $\mu$ m)<br>Gold on post,<br>Matte Tin on tail | -S<br>= Single Row<br><br>-D<br>= Double Row | -RA<br>= Right-angle<br><br>-"XXX"<br>= Polarized Position<br>(Specify position of omitted pin) |

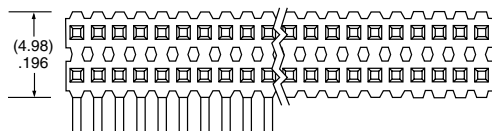
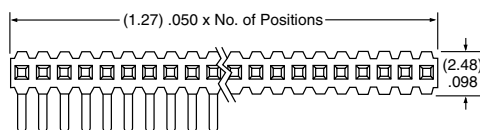
**TMS**  
= Standard  
**HTMS**  
= High Temp

Specify  
LEAD  
STYLE  
from  
chart

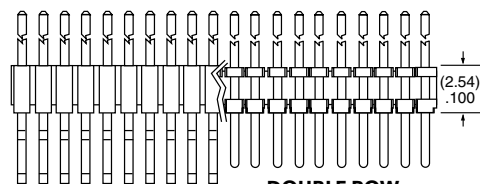
**-L**  
= 10  $\mu$ "  
(0.25  $\mu$ m)  
Gold on post,  
Matte Tin  
on tail  
  
**-G**  
= 10  $\mu$ "  
(0.25  $\mu$ m)  
Gold on post,  
Gold flash  
on tail

**-S**  
= Single  
Row  
  
**-D**  
= Double  
Row

**-RA**  
= Right-  
angle  
  
-"XXX"  
= Polarized  
Position  
(Specify position  
of omitted pin)

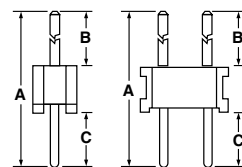


| T/H LEAD STYLE | A            | B            | C           |
|----------------|--------------|--------------|-------------|
| -01            | (11.43) .450 | (5.84) .230  | (3.05) .120 |
| -02            | (8.13) .320  | (2.54) .100  |             |
| -21            | (12.83) .505 | (5.84) .230  | (4.45) .175 |
| -51            | (10.41) .410 | (4.83) .190  |             |
| -52            | (10.80) .425 | (5.21) .205  |             |
| -53            | (12.83) .505 | (7.24) .285  |             |
| -54            | (14.10) .555 | (8.51) .335  |             |
| -55            | (15.49) .610 | (9.91) .390  | (3.05) .120 |
| -56            | (15.88) .625 | (10.29) .405 |             |
| -57            | (16.51) .650 | (10.92) .430 |             |
| -58            | (17.91) .705 | (12.32) .485 |             |
| -59            | (19.18) .755 | (13.59) .535 |             |
| -60            | (20.96) .825 | (15.37) .605 |             |



SINGLE ROW

DOUBLE ROW



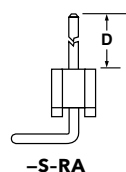
HTMS  
-D  
BODY  
DESIGN

### ALSO AVAILABLE

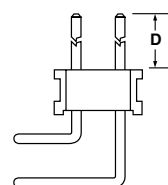
Other Plating  
(MOQ Required)

**Important Note:**  
Style -02 does not mate  
with SMS Series.

| RA LEAD STYLE | D           |
|---------------|-------------|
| -01           | (5.84) .230 |
| -02           | (2.54) .100 |
| -03           | (3.18) .125 |



-S-RA



-D-RA

**Note:**  
Some lengths, styles and  
options are non-standard,  
non-returnable.

# Mouser Electronics

Authorized Distributor

Click to View Pricing, Inventory, Delivery & Lifecycle Information:

[Samtec:](#)

[TMS-104-02-G-D](#)