

THROUGH-HOLE MICRO HEADER

(1.27 mm) .050" PITCH • TMS/HTMS SERIES



TMS/HTMS

Mates:

SMS, SLM, RSM

SPECIFICATIONS

Insulator Material:

Black Liquid Crystal Polymer

Terminal Material:

Phosphor Bronze

Plating:

Au or Sn over

50 μ " (1.27 μ m) Ni

Current Rating (TMS/SMS):

5 A per pin

(2 pins powered)

Operating Temp Range:

-55 °C to +105 °C with Tin;

-55 °C to +125 °C with Gold

PROCESSING

Lead-Free Solderable:

Yes

SERIES	1	NO. PINS PER ROW	LEAD STYLE	PLATING OPTION	ROW OPTION	OPTION
--------	---	------------------	------------	----------------	------------	--------

TMS
= Standard

HTMS
= High Temp

01 thru 50

Specify
LEAD
STYLE
from
chart

-L
= 10 μ "
(0.25 μ m)
Gold on post,
Matte Tin
on tail

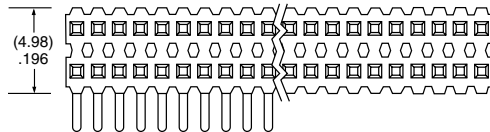
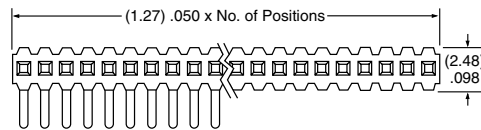
-G
= 10 μ "
(0.25 μ m)
Gold on post,
Gold flash
on tail

-S
= Single
Row

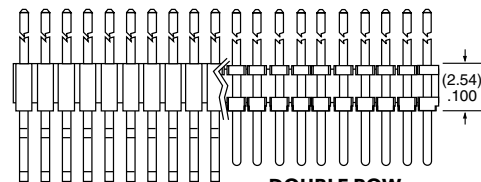
-D
= Double
Row

-RA
= Right-
angle

-"XXX"
= Polarized
Position
(Specify position
of omitted pin)

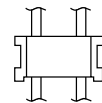
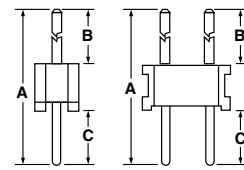


T/H LEAD STYLE	A	B	C
-01	(11.43) .450	(5.84) .230	(3.05) .120
-02	(8.13) .320	(2.54) .100	
-21	(12.83) .505	(5.84) .230	(4.45) .175
-51	(10.41) .410	(4.83) .190	
-52	(10.80) .425	(5.21) .205	
-53	(12.83) .505	(7.24) .285	
-54	(14.10) .555	(8.51) .335	
-55	(15.49) .610	(9.91) .390	
-56	(15.88) .625	(10.29) .405	(3.05) .120
-57	(16.51) .650	(10.92) .430	
-58	(17.91) .705	(12.32) .485	
-59	(19.18) .755	(13.59) .535	
-60	(20.96) .825	(15.37) .605	



SINGLE ROW

DOUBLE ROW



HTMS
-D
BODY
DESIGN

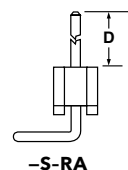
ALSO AVAILABLE

Other Plating
(MOQ Required)

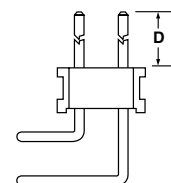
Important Note:

Style -02 does not mate
with SMS Series.

RA LEAD STYLE	D
-01	(5.84) .230
-02	(2.54) .100
-03	(3.18) .125



-S-RA



-D-RA

Note:

Some lengths, styles and
options are non-standard,
non-returnable.

Mouser Electronics

Authorized Distributor

Click to View Pricing, Inventory, Delivery & Lifecycle Information:

[Samtec:](#)

[TMS-104-51-L-S](#) [TMS-108-01-L-S](#)