


# THROUGH-HOLE MICRO HEADER

(1.27 mm) .050" PITCH • TMS/HTMS SERIES



## TMS/HTMS

### Mates:

SMS, SLM, RSM

## SPECIFICATIONS

### Insulator Material:

Black Liquid Crystal Polymer

### Terminal Material:

Phosphor Bronze

### Plating:

Au or Sn over

50  $\mu$ " (1.27  $\mu$ m) Ni

### Current Rating (TMS/SMS):

5 A per pin

(2 pins powered)

### Operating Temp Range:

-55 °C to +105 °C with Tin;

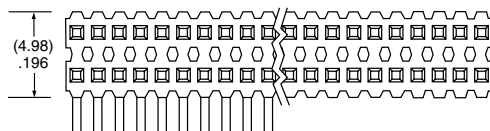
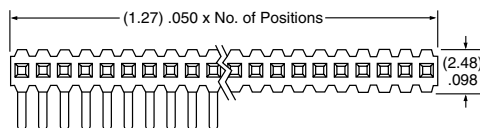
-55 °C to +125 °C with Gold

## PROCESSING

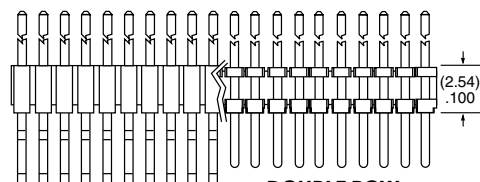
### Lead-Free Solderable:

Yes

SERIES	1	NO. PINS PER ROW	LEAD STYLE	PLATING OPTION	ROW OPTION	OPTION
TMS		01 thru 50	Specify LEAD STYLE from chart	-L = 10 $\mu$ " (0.25 $\mu$ m) Gold on post, Matte Tin on tail	-S = Single Row  -D = Double Row	-RA = Right-angle  -"XXX" = Polarized Position (Specify position of omitted pin)
HTMS				-G = 10 $\mu$ " (0.25 $\mu$ m) Gold on post, Gold flash on tail		

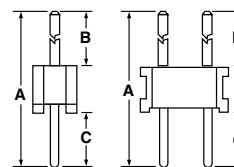


T/H LEAD STYLE	A	B	C
-01	(11.43) .450	(5.84) .230	(3.05) .120
-02	(8.13) .320	(2.54) .100	
-21	(12.83) .505	(5.84) .230	(4.45) .175
-51	(10.41) .410	(4.83) .190	
-52	(10.80) .425	(5.21) .205	
-53	(12.83) .505	(7.24) .285	
-54	(14.10) .555	(8.51) .335	
-55	(15.49) .610	(9.91) .390	
-56	(15.88) .625	(10.29) .405	(3.05) .120
-57	(16.51) .650	(10.92) .430	
-58	(17.91) .705	(12.32) .485	
-59	(19.18) .755	(13.59) .535	
-60	(20.96) .825	(15.37) .605	



SINGLE ROW

DOUBLE ROW



HTMS  
-D  
BODY  
DESIGN

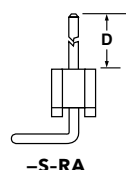
## ALSO AVAILABLE

Other Plating  
(MOQ Required)

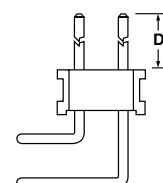
### Important Note:

Style -02 does not mate with SMS Series.

RA LEAD STYLE	D
-01	(5.84) .230
-02	(2.54) .100
-03	(3.18) .125



-S-RA



-D-RA

### Note:

Some lengths, styles and options are non-standard, non-returnable.

# Mouser Electronics

Authorized Distributor

Click to View Pricing, Inventory, Delivery & Lifecycle Information:

[Samtec:](#)

[TMS-120-02-G-D](#)