


FLEXIBLE SMT HEADER

(2.00 mm) .0787" PITCH • TMMH SERIES



TMMH

Board Mates:

CLT, SQT, SQW, ESQT, TLE, SMM, MMS

Cable Mates:

TCSD

SPECIFICATIONS

Insulator Material:

Black Liquid Crystal Polymer

Terminal Material:

Phosphor Bronze

Plating:

Sn or Au over 50 μ" (1.27 μm) Ni

Current Rating (TMMH/CLT):

4.2 A per pin
(2 pins powered)

Current Rating (TMMH/ESQT):

4.5 A per pin
(2 pins powered)

Current Rating (TMMH/SQT):

5.1 A per pin
(2 pins powered)

Operating Temp Range:

-55 °C to +105 °C with Tin;
-55 °C to +125 °C with Gold

Voltage Rating:

405 VAC/573 VDC
mated with CLT;
281 VAC/397 VDC
mated with SQW;
250 VAC/354 VDC
mated with SQT

PROCESSING

Lead-Free Solderable:

Yes

SMT Lead Coplanarity:

(0.10 mm) .004" max

ALSO AVAILABLE

MOQ Required

Other Platings



Note:

Some lengths, styles and options are non-standard, non-returnable.

TMMH	1	NO. PINS PER ROW	LEAD STYLE	PLATING OPTION	DV	FLEX SHROUD OPTIONS	OTHER OPTIONS
------	---	------------------	------------	----------------	----	---------------------	---------------

03
thru
50

Specify
LEAD
STYLE
from
chart

-F
= Gold flash
on post,
Matte Tin
on tail

-L
= 10 μ"
(0.25 μm)
Gold on
post,
Matte Tin
on tail

-T
= Matte Tin

All Flex Shroud options
require 9 pins/row minimum
(For board-to-board
interfaces. Will not
mate with TCSD)

-ES
= End Shroud
(For best cost also
see TSH Series)

-EC
= End Shroud
with Locking Clip
(For best cost also
see TSH Series)
(Manual placement
required)

-EP
= End Shroud
with Guide Post

-EL
= End Shroud
with Board Lock
(Boards are positively
locked and cannot be
unmated)

-EBC
= End Shroud
with Board Lock
and Locking Clip
(Boards are positively
locked and cannot
be unmated)

-EPC
= End Shroud
with Guide Post
and Locking Clip
(Manual placement
required)

-“XXX”
= Polarized Position.
Specify position of
omitted pin

-A
= Alignment Pin
(3 positions minimum)
(Not available with -LC)

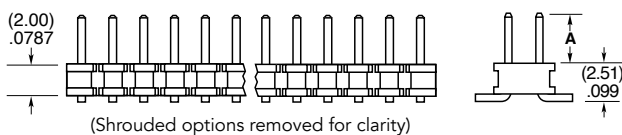
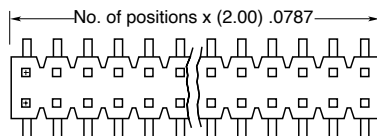
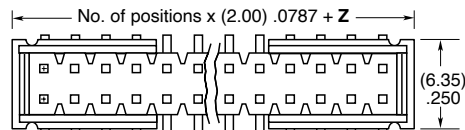
-LC
= Locking Clip
(5 positions minimum)
(Not available with -A)
(Manual placement
required)

-M
= Pick & Place Pad
(5 positions minimum)

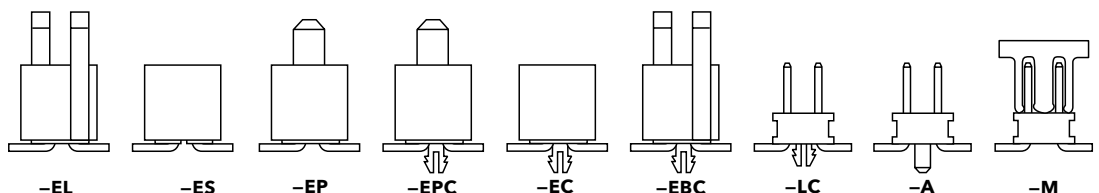
-TR
= Tape & Reel Packaging
(36 positions maximum)
(Flex Shroud options
not available except
-ES, -EP & -EL)

-FR
= Full Reel
Tape & Reel
(must order max.
quantity per reel;
contact Samtec for
quantity breaks)
(36 positions maximum)
(Flex Shroud options
not available except
-ES, -EP & -EL)

OPTION	Z
-ES	(2.92) .115
-EC	(4.70) .185
-EP & -EPC	(6.10) .240
-EL & -EBC	(4.45) .175



LEAD STYLE	A	MATES WITH
-01	(3.20) .126	SQT, SQW, ESQT, TLE, SMM, MMS, TCSD
-04	(1.91) .075	CLT
-05	(1.65) .065	



Mouser Electronics

Authorized Distributor

Click to View Pricing, Inventory, Delivery & Lifecycle Information:

[Samtec:](#)

[TMMH-126-01-G-DV-ES-A-52-M-TR](#) [TMMH-18-01-F-T](#) [TMMH-110-01-T-T](#) [TMMH-125-01-S-T](#)