


LOW-PROFILE SMT HEADER

(2.00 mm) .0787" PITCH • TMM SERIES



TMM

Board Mates:

CLT, SQT, SQW, ESQT,
TLE, SMM, MMS

Cable Mates:

TCSD

SPECIFICATIONS

Insulator Material:

Black Liquid Crystal Polymer

Terminal Material:

Phosphor Bronze

Plating:

Sn or Au over
50 μ " (1.27 μ m) Ni

Current Rating:

3.2 A per pin
(2 pins powered)

Operating Temp Range:

-55 °C to +105 °C with Tin;
-55 °C to +125 °C with Gold

Voltage Rating:

281 VAC mated with SQW;
250 VAC mated with SQT

PROCESSING

Lead-Free Solderable:

Yes

SMT Lead Coplanarity:

(0.15 mm) .006" max*
*(.004" stencil solution
may be available; contact
IPG@samtec.com)

ALSO AVAILABLE

Other plating
(MOQ Required)



TMM	1	NO. PINS PER ROW	LEAD STYLE	PLATING OPTION	ROW OPTION	SM	OTHER OPTION
-----	---	------------------	------------	----------------	------------	----	--------------

02 thru 40

Specify
LEAD
STYLE
from
chart

-F
= Gold flash
on post,
Matte Tin on tail

-L
= 10 μ " (0.25 μ m)
Gold on post,
Matte Tin on tail

-S
= 30 μ " (0.76 μ m)
Gold on post,
Matte Tin on tail

-T
= Matte Tin

-S
= Single
Row

-D
= Double
Row

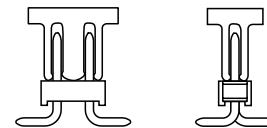
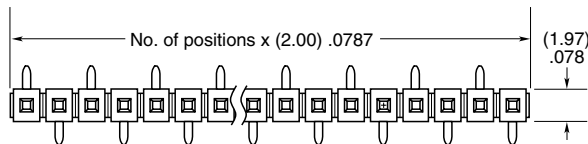
-A
= Alignment Pin
(Metal or plastic
at Samtec's
discretion)
(5 positions
minimum)
(-D only)

-"XXX"
= Polarized
Position
(Specify
position of
omitted pin)

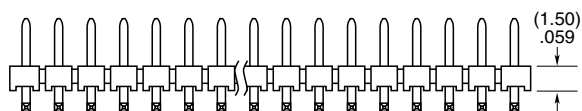
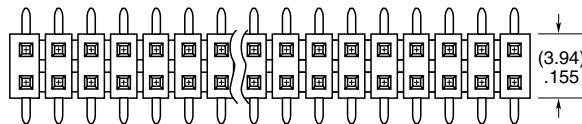
-P
= Pick &
Place Pad
(3 positions
minimum)

-TR
= Tape & Reel
(3 thru 36
positions only)

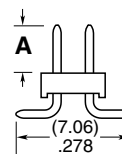
-FR
= Full Reel
Tape & Reel
(must order max.
quantity per reel;
contact
Samtec for
quantity breaks)
(3 thru 36
positions only)



-P



LEAD STYLE	A	MATES WITH
-01	(3.20) .126	SQT, SQW, ESQT, TLE, SMM, MMS, TCSD
-04	(1.91) .075	CLT
-05	(1.65) .065	
-06	(4.27) .168	CLT-BE



-D



-S

Note:

Some lengths, styles and
options are non-standard,
non-returnable.

Mouser Electronics

Authorized Distributor

Click to View Pricing, Inventory, Delivery & Lifecycle Information:

[Samtec:](#)

[TMM-130-01-T-S-RA](#)