


# FLEX STACK

## LOW-PROFILE .025" SQ POST HEADERS

(2.54 mm) .100" PITCH • TLW/MTLW SERIES



### TLW/MTLW

#### Board Mates:

BSW, CES, SLW, HLE

#### FEATURES

These headers provide the ultimate low-profile (0.64 mm) .025" square post board stacking system. The high quality Phosphor Bronze terminals are available with a standard short post height (TLW Series) for mating with low-profile sockets, or the post height can be Modified (MTLW Series) to accommodate IDC assemblies and other applications.

#### SPECIFICATIONS

##### Insulator Material:

Black Liquid Crystal Polymer

##### Terminal Material:

Phosphor Bronze

##### Plating:

Au or Sn over

50  $\mu$ " (1.27  $\mu$ m) Ni

##### Current Rating (TLW/SLW):

5.2 A per pin

(2 pins powered)

##### Operating Temp Range:

-55 °C to +105 °C with Tin

-55 °C to +125 °C with Gold

#### PROCESSING

##### Lead-Free Solderable:

Yes

#### ALSO AVAILABLE

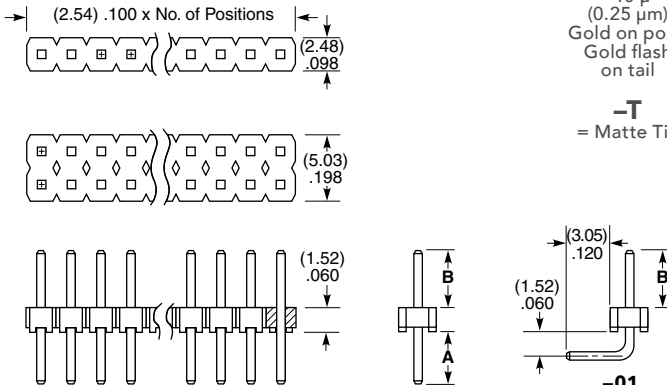
MOQ Required

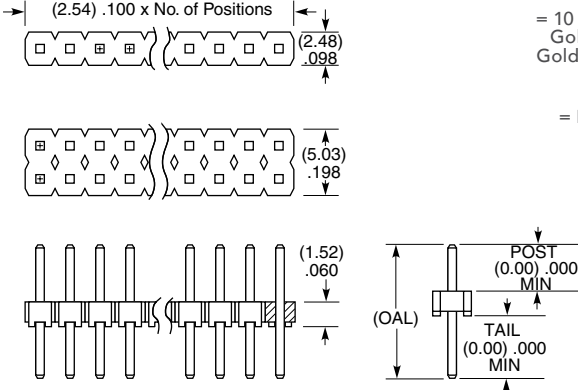
Other platings

Notch option

##### Note:

Some lengths, styles and options are non-standard, non-returnable. MTLW Series is non-standard, non-returnable.

TLW	- 1	NO. PINS PER ROW	LEAD STYLE	PLATING OPTION	ROW OPTION	OTHER OPTION
		01 thru 40 = Single Row	Specify LEAD STYLE from chart	-F = Gold flash on post, Matte Tin on tail	-S = Single Row	-RA = Right-angle (-01 Lead Style only)
		01 thru 36 = Double Row		-G = 10 μ" (0.25 μm) Gold on post, Gold flash on tail	-D = Double Row	-“XX” = Polarized Position Specify position for omitted pin.
				-T = Matte Tin		
						
-05 & -06						
		LEAD STYLE	A	B		
		-01	N/A	(5.84) .230		
		-05	(4.32) .170	(2.67) .105		
		-06	(3.43) .135			

MTLW	- 1	NO. PINS PER ROW	LEAD STYLE	PLATING OPTION	ROW OPTION	POST HEIGHT
		01 thru 40 = Single Row	Specify LEAD STYLE from chart	-F = Gold flash on post, Matte Tin on tail	- S = Single Row	- "XXX" = Post Height Dimension (In inches)
		01 thru 36 = Double Row		-L = 10 μ" (0.25 μm) Gold on post, Matte Tin on tail	- D = Double Row	
				-G = 10 μ" (0.25 μm) Gold on post, Gold flash on tail		
				-T = Matte Tin		
						
			LEAD STYLE	OAL		
			-05	(8.51) .335		
			-06	(7.62) .300		
			-07	(10.92) .430		
			-08	(13.46) .530		
			-09	(18.54) .730		
			-10	(21.08) .830		
			-22	(16.00) .630		
			-23	(11.30) .445		
			-24	(12.19) .480		

# Mouser Electronics

Authorized Distributor

Click to View Pricing, Inventory, Delivery & Lifecycle Information:

[Samtec:](#)

[TLW-107-06-G-D](#)