


FLEX STACK

LOW-PROFILE .025" SQ POST HEADERS

(2.54 mm) .100" PITCH • TLW/MTLW SERIES



TLW/MTLW

Board Mates:

BSW, CES, SLW, HLE

FEATURES

These headers provide the ultimate low-profile (0.64 mm) .025" square post board stacking system. The high quality Phosphor Bronze terminals are available with a standard short post height (TLW Series) for mating with low-profile sockets, or the post height can be Modified (MTLW Series) to accommodate IDC assemblies and other applications.

SPECIFICATIONS

Insulator Material:

Black Liquid Crystal Polymer

Terminal Material:

Phosphor Bronze

Plating:

Au or Sn over

50 μ " (1.27 μ m) Ni

Current Rating (TLW/SLW):

5.2 A per pin

(2 pins powered)

Operating Temp Range:

-55 °C to +105 °C with Tin

-55 °C to +125 °C with Gold

PROCESSING

Lead-Free Solderable:

Yes

ALSO AVAILABLE

MOQ Required

Other platings

Notch option

Note:

Some lengths, styles and options are non-standard, non-returnable. MTLW Series is non-standard, non-returnable.

TLW	-	1	NO. PINS PER ROW	-	LEAD STYLE	-	PLATING OPTION	-	ROW OPTION	-	OTHER OPTION
-----	---	---	------------------	---	------------	---	----------------	---	------------	---	--------------

01 thru 40
= Single Row

01 thru 36
= Double Row

Specify
LEAD
STYLE
from
chart

-F
= Gold flash
on post,
Matte Tin
on tail

-G
= 10 μ "
(0.25 μ m)
Gold on post,
Gold flash
on tail

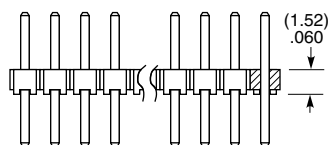
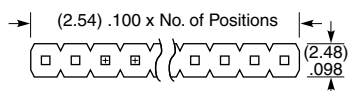
-T
= Matte Tin

-S
= Single
Row

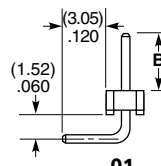
-D
= Double
Row

-RA
= Right-angle
(-01 Lead Style only)

- "XX"
= Polarized Position
Specify position for
omitted pin.



-05 & -06



LEAD STYLE	A	B
-01	N/A	(5.84) .230
-05	(4.32) .170	(2.67) .105
-06	(3.43) .135	

MTLW	-	1	NO. PINS PER ROW	-	LEAD STYLE	-	PLATING OPTION	-	ROW OPTION	-	POST HEIGHT
------	---	---	------------------	---	------------	---	----------------	---	------------	---	-------------

01 thru 40
= Single Row

01 thru 36
= Double Row

Specify
LEAD
STYLE
from
chart

-F
= Gold flash
on post,
Matte Tin on tail

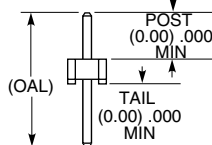
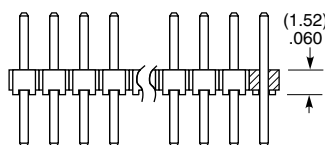
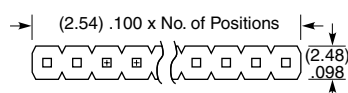
-L
= 10 μ " (0.25 μ m)
Gold on post,
Matte Tin on tail

-G
= 10 μ " (0.25 μ m)
Gold on post,
Gold flash on tail

-T
= Matte Tin

- "XXX"
= Post Height
Dimension
(In inches)

-D
= Double
Row



LEAD STYLE	OAL
-05	(8.51) .335
-06	(7.62) .300
-07	(10.92) .430
-08	(13.46) .530
-09	(18.54) .730
-10	(21.08) .830
-22	(16.00) .630
-23	(11.30) .445
-24	(12.19) .480

Mouser Electronics

Authorized Distributor

Click to View Pricing, Inventory, Delivery & Lifecycle Information:

[Samtec:](#)

[TLW-108-05-G-S](#)