

RUGGED TIGER EYE™ SYSTEMS

(1.27 mm) .050" PITCH



FEATURES & BENEFITS

- Screw down, locking clip, friction latching and weld tab ruggedizing options
- Shrouded, polarized and keyed
- Surface mount or through-hole tails
- High-density, four row design (FOLC/MOLC Series)
- Discrete wire assemblies available in single or double row, 28 and 30 AWG PVC or Teflon® wire; contact asp@samtec.com for custom solutions
- Cable components (ISDF/CC03) and tooling available

**TIGER™
EYE**
CONTACT



Dupont™ Teflon® is a registered trademark of the E.I. du Pont de Nemours and Company or its affiliates.

KEY SPECIFICATIONS (TFM/SFM)

PITCH	STACK HEIGHTS	INSULATOR MATERIAL	CONTACT MATERIAL	PLATING	OPERATING TEMP RANGE	CURRENT RATING	VOLTAGE RATING	MAX CYCLES
1.27 mm	6 to 12 mm	Black LCP	BeCu (SFM) Phosphor Bronze (TFM)	Au or Sn over 50 μ" (1.27 μm) Ni	-55 °C to +125 °C	3.2 A per pin (2 pins powered)	250 VAC	10,000 with 30 μ" (0.76 μm) Au (Call Samtec for E.L.P.™ plating option)

IDC cable assemblies with rugged strain relief (FFSD/FFMD, FFTP/FMTP)

Locking for increased unmating force (SFML/TFML)

SERIES	1	NO. PINS PER ROW	LEAD STYLE	PLATING OPTION	ROW OPTION	OPTIONS
--------	---	------------------	------------	----------------	------------	---------

TFM
= Standard

TFML
= Locking
(-01 & -02
lead style
only)

**03, 04,
06, 08**
(TFM -01 &
-02 only)

**05, 07,
10, 15, 20,
25, 30, 35,
40, 45, 50**
(Standard sizes)

**Specify
LEAD
STYLE
from
chart**

-L
= 15 μ"
(0.38 μm)
Gold on post,
Matte Tin on tail
(Call Samtec
for E.L.P.[™]
plating option)

-S
= Single Row
(TFM only)

-D
= Double Row

-DH*
= Double
Horizontal
(TFM lead
style -02 only)
(05 thru 50
positions only)
(-TR or -FR
option only
available)

Specify only -RA,
-RE1 or -RE2

-RA
= Right-angle
(Lead style
-01 only)

-RE1
= Right-angle
Elevated for
(1.60 mm) .062" PCB
(Requires TFM
lead style -01,
-D row and -WT)

-RE2
= Right-angle
Elevated for
(2.36 mm) .093" PCB
(Requires TFM lead
style -01, -D row
and -WT)

Specify only -A,
-LC, -DS or -WT
Not available with -RA,
-RE1 and -RE2 unless
otherwise noted.

-A
= Alignment Pin

-LC
= Locking Clip
(Manual Placement
required)

-DS
= Dual
Screw Down
for (1.60 mm)
.062" PCB
(05, 07, 10, 15, 20,
25, 30, 35, 40
positions only)
(TFM lead styles
-01 and -02 only)
(Requires -D
row option)
(Mates with
SFM-DS option and
SFSD/SFSDT -SS and
-DS option only)
(Not available with -A,
-LC, -WT, -K, -P, -XR)

-WT
= Weld Tab
(TFM lead styles
-01 and -02 only)
(Required callout
for -RE1 & -RE2)
(Mates to SFSS/SFSD
-SR and -DR
option only)
(05, 07, 10, 15, 20,
25, 30, 35, 40, 45, 50
positions only)

SMT lead styles only
Specify only -K or -P

-K
= Polyimide Film
Pick & Place Pad

-P
= Plastic Pick
& Place Pad
(5 positions min.)
(Not available with
5 position with -WT)

Specify -TR or -FR last
(Not available with -DS)

-TR
= Tape & Reel

-FR
= Full Reel
Tape & Reel
(must order max.
quantity per reel;
contact Samtec for
quantity breaks)

TFM

Board Mates:

SFM, SFMC

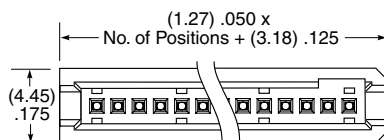

Cable Mates:

SFSD

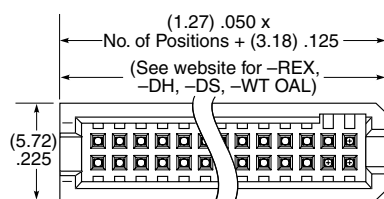
TFML

Board Mates:

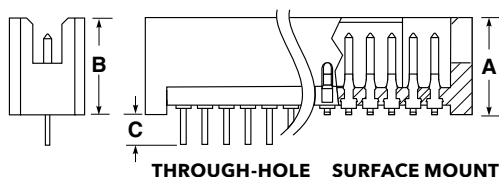
SFML



SINGLE ROW



DOUBLE ROW



THROUGH-HOLE SURFACE MOUNT



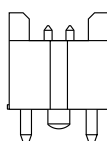
-LC



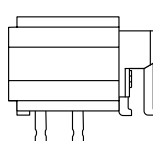
-A



-WT



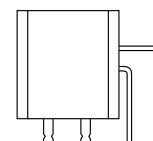
-DS



-DH*



-RA



-RE1 & -RE2

Note:
Some lengths, styles and options
are non-standard, non-returnable.

View complete specifications at: samtec.com?TFM & samtec.com?TFML

Mouser Electronics

Authorized Distributor

Click to View Pricing, Inventory, Delivery & Lifecycle Information:

[Samtec:](#)

[TFM-140-01-L-D-RA](#)