

RUGGED TIGER EYE™ SYSTEMS

(0.80 mm) .0315" PITCH



FEATURES & BENEFITS

- High-reliability, multi-finger BeCu contact
- Micro pitch and slim body for space-savings
- 6 mm, 7 mm and 10 mm stack heights
- Locking clip, alignment pins and weld tab ruggedizing features
- Rugged latching system for increased withdrawal force
- Vertical and right-angle mating headers
- Discrete wire assembly available with 32 AWG Teflon® wire; contact asp@samtec.com for custom solutions
- Extended Life Product™ testing available

MAX
2.9
A m p s

8
G b p s

**TIGER™
EYE**
CONTACT



Locking for increased
unmating force
(Visit samtec.com?SEML
for more information)



Components
(ISDE/CC396)
and tooling
available:
samtec.com/tooling



Compatible with
UMPT/UMPS
for power/signal
flexibility

Dupont™ Teflon® is a registered trademark of the
E.I. du Pont de Nemours and Company or its affiliates.

KEY SPECIFICATIONS (SEM/TEM)

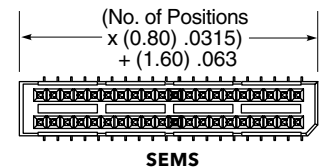
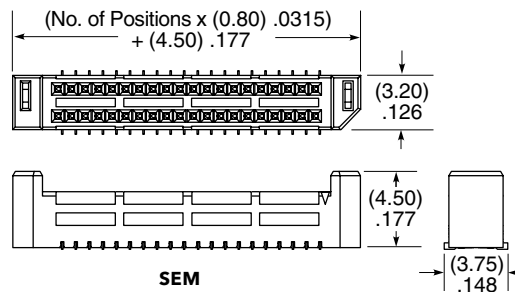
| PITCH | STACK HEIGHTS | INSULATOR MATERIAL | CONTACT MATERIAL | PLATING | OPERATING TEMP RANGE | CURRENT RATING | VOLTAGE RATING |
|---------|---------------|--------------------|-------------------------------------|-------------------------------------|----------------------|-----------------------------------|-----------------|
| 0.80 mm | 6 - 10 mm | Black LCP | BeCu (SEM) Phosphor Bronze (TEM) | Au or Sn over 50 μ" (1.27 μm) Ni | -55 °C to +125 °C | 2.9 A per pin (2 pins powered) | 235 VAC/330 VDC |

(0.80 mm) .0315" PITCH • MICRO TIGER EYE™ SOCKET AND HEADER

| SERIES | 1 | NO. PINS PER ROW | 02 | STACK HEIGHT | PLATING OPTION | D | OPTIONS | OTHER OPTIONS |
|----------------------------|---|--|----|--|---|---|---|---|
| SEM Socket | | 05, 10, 15, 20, 25 (SEM, SEMS, TEM, TEMS only) | | -03.0 = 6 mm Stack Height (-03.0 required for SEM/SEMS Series) | -FG = Gold Flash | | Leave blank for SEMS/TEMS | -K = (3.50 mm) .138" DIA Polyimide film Pick & Place Pad (Required for SEMS) |
| SEMS Slim Socket | | 30, 35, 40, 45, 50 (SEM/TEM only) (Standard sizes) | | -04.0 = 7 mm Stack Height (TEM/TEMS only) | -G = 10 μm (0.25 μm) Gold on contact, Gold Flash on tail | | -A = Alignment Pin (Not available with -LC or -WT) | = (5.50 mm) .217" DIA Polyimide film Pick & Place Pad (Required for TEMS) |
| TEM Header | | | | -07.0 = 10 mm Stack Height (TEM/TEMS only) | -H = 30 μm (0.76 μm) Gold on contact, Gold Flash on tail | | -LC = Locking Clip (Not available with -A or -WT) (Manual placement required) | -TR = Tape & Reel (Required for SEMS/TEMS) |
| TEMS Slim Header | | | | | | | -WT = Weld Tab (Not available with -A or -LC) | -FR = Full Reel Tape & Reel (must order max. quantity per reel; contact Samtec for quantity breaks) |

SEM
Board Mates:
TEM

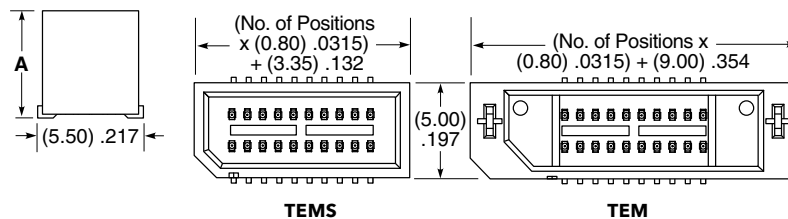
SEMS
Board Mates:
TEMS



View complete specifications at: samtec.com?SEM & samtec.com?SEMS

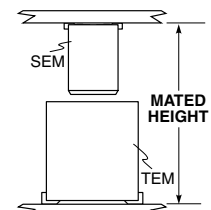
TEM
Board Mates:
SEM, SEML

TEMS
Board Mates:
SEMS



| MATED HEIGHTS | | |
|---------------|---------------|---------------|
| STACK HEIGHT | A | MATED HEIGHT* |
| -03.0 | (5.610) .2209 | 6 mm |
| -04.0 | (6.610) .2602 | 7 mm |
| -07.0 | (9.610) .3783 | 10 mm |

*Processing conditions will affect mated height.



Note:
Some lengths, styles and options are non-standard, non-returnable.

View complete specifications at: samtec.com?TEM & samtec.com?TEMS

Mouser Electronics

Authorized Distributor

Click to View Pricing, Inventory, Delivery & Lifecycle Information:

[Samtec:](#)

[TEM-110-02-07.0-G-D-LC](#)