


# RUGGED TIGER EYE™ SYSTEMS

(0.80 mm) .0315" PITCH



## FEATURES & BENEFITS

- High-reliability, multi-finger BeCu contact
- Micro pitch and slim body for space-savings
- 6 mm, 7 mm and 10 mm stack heights
- Locking clip, alignment pins and weld tab ruggedizing features
- Rugged latching system for increased withdrawal force
- Vertical and right-angle mating headers
- Discrete wire assembly available with 32 AWG Teflon® wire; contact [asp@samtec.com](mailto:asp@samtec.com) for custom solutions
- Extended Life Product™ testing available

Dupont™ Teflon® is a registered trademark of the E.I. du Pont de Nemours and Company or its affiliates.

MAX  
**2.9**  
A m p s

**8**  
G b p s


**TIGER™  
EYE**  
CONTACT



Locking for increased  
unmating force  
(Visit [samtec.com?SEML](http://samtec.com?SEML)  
for more information)



Components  
(ISDE/CC396)  
and tooling  
available:  
[samtec.com/tooling](http://samtec.com/tooling)



Compatible with  
UMPT/UMPS  
for power/signal  
flexibility

## KEY SPECIFICATIONS (SEM/TEM)

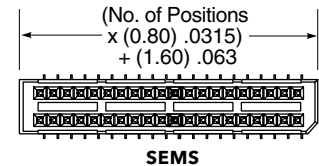
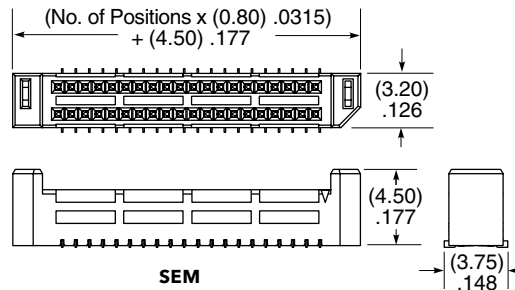
PITCH	STACK HEIGHTS	INSULATOR MATERIAL	CONTACT MATERIAL	PLATING	OPERATING TEMP RANGE	CURRENT RATING	VOLTAGE RATING
0.80 mm	6 - 10 mm	Black LCP	BeCu (SEM) Phosphor Bronze (TEM)	Au or Sn over 50 μ" (1.27 μm) Ni	-55 °C to +125 °C	2.9 A per pin (2 pins powered)	235 VAC/330 VDC

**(0.80 mm) .0315" PITCH • MICRO TIGER EYE™ SOCKET AND HEADER**

SERIES	1	NO. PINS PER ROW	02	STACK HEIGHT	PLATING OPTION	D	OPTIONS	OTHER OPTIONS
<b>SEM</b> Socket		<b>05, 10, 15, 20, 25</b> (SEM, SEMS, TEM, TEMS only)		<b>-03.0</b> = 6 mm Stack Height (-03.0 required for SEM/SEMS Series)	<b>-FG</b> = Gold Flash		Leave blank for SEMS/TEMS	<b>-K</b> = (3.50 mm) .138" DIA Polyimide film Pick & Place Pad (Required for SEMS)
<b>SEMS</b> Slim Socket		<b>30, 35, 40, 45, 50</b> (SEM/TEM only) (Standard sizes)		<b>-04.0</b> = 7 mm Stack Height (TEM/TEMS only)	<b>-G</b> = 10 μm (0.25 μm) Gold on contact, Gold Flash on tail		<b>-A</b> = Alignment Pin (Not available with -LC or -WT)	= (5.50 mm) .217" DIA Polyimide film Pick & Place Pad (Required for TEMS)
<b>TEM</b> Header				<b>-07.0</b> = 10 mm Stack Height (TEM/TEMS only)	<b>-H</b> = 30 μm (0.76 μm) Gold on contact, Gold Flash on tail		<b>-LC</b> = Locking Clip (Not available with -A or -WT) (Manual placement required)	<b>-TR</b> = Tape & Reel (Required for SEMS/TEMS)
<b>TEMS</b> Slim Header							<b>-WT</b> = Weld Tab (Not available with -A or -LC)	<b>-FR</b> = Full Reel Tape & Reel (must order max. quantity per reel; contact Samtec for quantity breaks)

**SEM**  
Board Mates:  
TEM

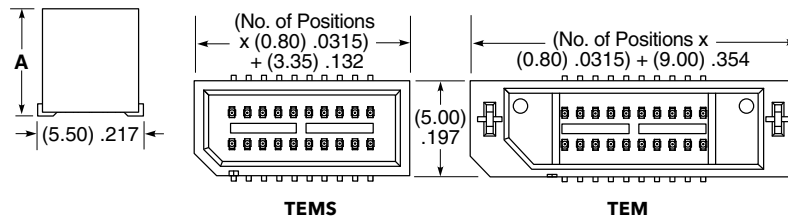
**SEMS**  
Board Mates:  
TEMS



View complete specifications at: [samtec.com?SEM](http://samtec.com?SEM) & [samtec.com?SEMS](http://samtec.com?SEMS)

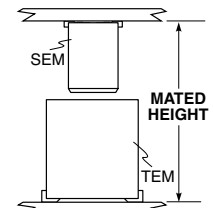
**TEM**  
Board Mates:  
SEM, SEML

**TEMS**  
Board Mates:  
SEMS



MATED HEIGHTS		
STACK HEIGHT	A	MATED HEIGHT*
-03.0	(5.610) .2209	6 mm
-04.0	(6.610) .2602	7 mm
-07.0	(9.610) .3783	10 mm

\*Processing conditions will affect mated height.



**Note:**  
Some lengths, styles and options are non-standard, non-returnable.

View complete specifications at: [samtec.com?TEM](http://samtec.com?TEM) & [samtec.com?TEMS](http://samtec.com?TEMS)

# Mouser Electronics

Authorized Distributor

Click to View Pricing, Inventory, Delivery & Lifecycle Information:

[Samtec:](#)

[TEM-115-02-03.0-H-D-L1-K-TR](#)