
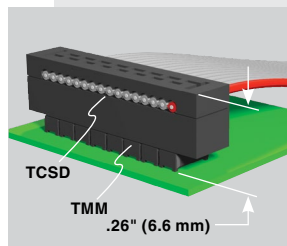



**TIGER
EYE™**
IDC


TCS-08-D-02.00-01-N-R

(2.00 mm) .0787"

TCS SERIES

TIGER EYE™ IDC SOCKET CABLE

Mates with:

TMM, TMMH, STMM,
MMT, TW, MTMM, EHT,
ETMM (-SR), ZSTMM

SPECIFICATIONS

For complete specifications
see www.samtec.com?TCS

Insulator Material:

Black Glass Filled Polyester

Contact:

BeCu

Plating:

Au or Sn over 50 μ" (1.27 μm) Ni

Wire:

28 AWG 7/36 Stranded,

Tinned, Copper with

Gray PVC Insulator

Current Rating (TCS/STMM):

2.8 A per pin

(2 pins powered)

Operating Temp Range:

-40 °C to +105 °C

Lead Size Accepted:

(0.48 mm) .019" to

(0.53 mm) .021"

Insertion Depth:

(2.87 mm) .113" to

(3.17 mm) .125"

RoHS Compliant:

Yes

RECOGNITIONS

For complete scope of
recognitions see
www.samtec.com/quality



ALSO AVAILABLE (MOQ Required)

- Other sizes
- Other platings

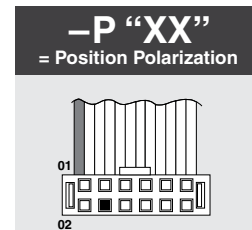
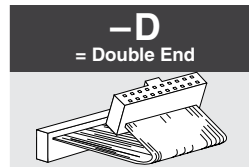
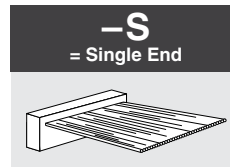
POLARIZING KEY

Specify PK-01-07 for polarizing key
(Available in wheels of six each).

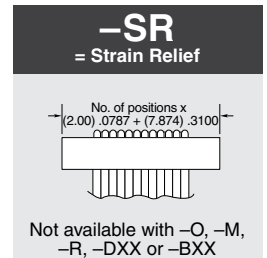
Also polarizes SMM
Series socket strips.

Note:
TCS Series assemblies are
non-standard, non-returnable.

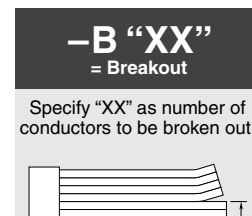
TYPE STRIP	NO. PINS PER ROW	END OPTION	LENGTH	01	PLATING OPTION	N	OTHER OPTION
	-04, -05, -06, -07, -08, -10, -12, -13, -15, -17, -20, -22, -25 (Standard sizes)		- "XX.XX" = Assembled Length Assembled Length in INCHES (±1/8") 1 inch minimum			-N = Notch Polarization	
					-F = Gold flash on contact Leave blank for standard plating: 30 μ" (0.76 μm) Gold on contact area		



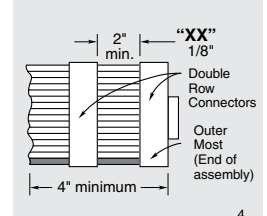
Specify "XX" as position
number. Same position
will be polarized on
both ends.



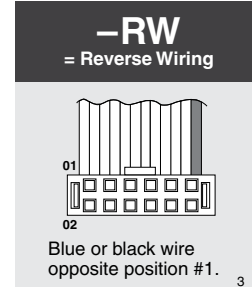
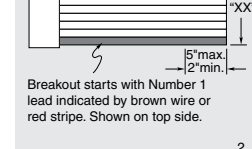
Not available with -O, -M,
-R, -DXX or -BXX



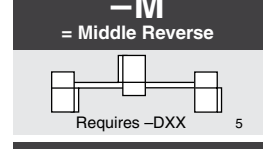
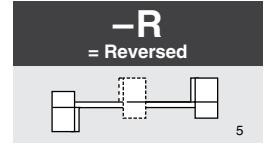
Specify "XX" as number of
conductors to be broken out.



Double Row Connectors
Outer Most (End of assembly)



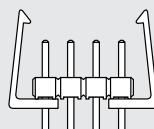
Blue or black wire
opposite position #1.



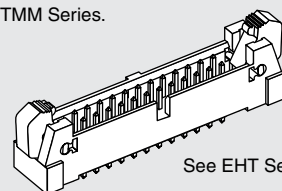
Requires -DXX

Requires -DXX

EJECTOR HEADERS & LOCKING CLIPS



See TMM Series.



See EHT Series.

Due to technical progress, all designs, specifications and components are subject to change without notice.

WWW.SAMTEC.COM

All parts within this catalog are built to Samtec's specifications.

Customer specific requirements must be approved by Samtec and identified in a Samtec customer-specific drawing to apply.

Mouser Electronics

Authorized Distributor

Click to View Pricing, Inventory, Delivery & Lifecycle Information:

[Samtec:](#)

[TCSD-22-D-05.00-01-F-N](#)