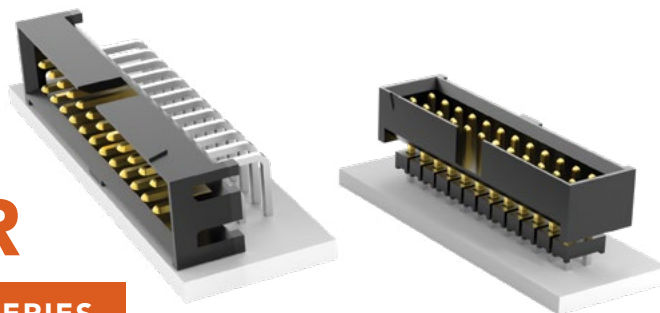


# SHROUDED IDC HEADER & STACKER

(2.00 mm) .0787" PITCH • STMM/ZSTMM SERIES



## STMM/ZSTMM

### Mates:

TCSD (except -SR)

### SPECIFICATIONS

#### Insulator Material:

Black Liquid Crystal Polymer

#### Terminal Material:

Phosphor Bronze

#### Plating:

Sn or Au over  
50  $\mu$ " (1.27  $\mu$ m) Ni

#### Operating Temp Range:

-55 °C to +105 °C with Tin;  
-55 °C to +125 °C with Gold

### PROCESSING

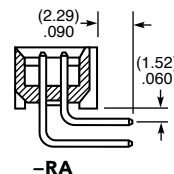
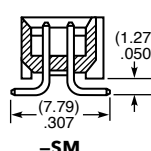
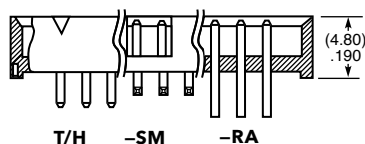
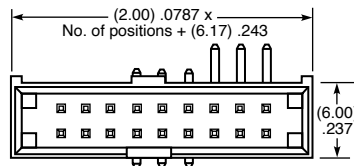
#### Lead-Free Solderable:

Yes

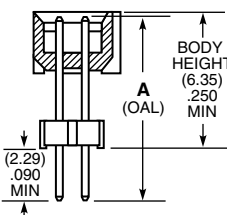
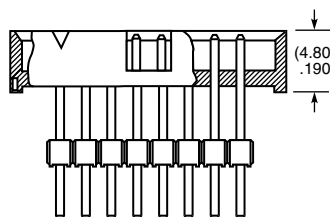
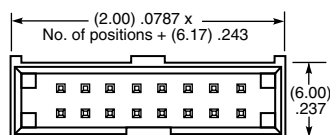
#### SMT Lead Coplanarity:

(0.10 mm) .004" max

STMM	1	NO. PINS PER ROW	02	PLATING OPTION	D	TAIL OPTION	OTHER OPTION
		04, 05, 06, 07, 08, 10, 12, 13, 14, 15, 17, 20, 22, 25 (Standard sizes)		-F = Gold flash on post, Matte Tin on tail  -L = 10 $\mu$ " (0.25 $\mu$ m) Gold on post, Matte Tin on tail  -T = Matte Tin		Leave blank for Through-hole  -RA = Right-angle  -SM = Surface Mount	- "XX" = Polarized Position  -LC = Locking Clip (-SM only) (Manual placement required)  -K = (7.50 mm) .295" DIA Film Pick & Place Pad (-SM only)  -TR = Tape & Reel (-SM only)  -FR = Full Reel Tape & Reel (must order max. quantity per reel; contact Samtec for quantity breaks) (-SM only)



ZSTMM	1	NO. PINS PER ROW	LEAD STYLE	PLATING OPTION	D	BODY HEIGHT	OTHER OPTION
		04, 05, 06, 07, 08, 10, 12, 13, 14, 15, 17, 20, 22, 25 (Standard sizes)	Specify LEAD STYLE from chart	-F = Gold flash on post, Matte Tin on tail		-“XXX” = Body Height	-“XX” = Polarized Position



LEAD STYLE	A (OAL)	MAX BODY HEIGHT
-75	(9.58) 0.377	(7.42) 0.292
-62	(10.08) 0.397	(7.92) 0.312
-65	(10.49) 0.413	(8.33) 0.328
-73	(12.09) 0.476	(9.93) 0.391
-63	(14.10) 0.555	(11.94) 0.470
-66	(15.09) 0.594	(12.93) 0.509
-69	(15.60) 0.614	(13.44) 0.529
-74	(17.09) 0.673	(14.94) 0.588
-70	(17.60) 0.693	(15.44) 0.608
-71	(21.08) 0.830	(18.92) 0.745
-72	(21.62) 0.851	(19.46) 0.766

### ALSO AVAILABLE

MOQ Required

Other sizes

Other platings

### Notes:

For added mechanical stability, Samtec recommends mechanical board spacers be used in applications with gold or selective gold plated connectors. Contact [ipg@samtec.com](mailto:ipg@samtec.com) for more information.

This Series is non-standard, non-returnable.

# Mouser Electronics

Authorized Distributor

Click to View Pricing, Inventory, Delivery & Lifecycle Information:

[Samtec:](#)

[STMM-105-02-F-D-SM-K-FR](#)