

THROUGH-HOLE .025" SQ POST SOCKET

(2.54 mm) .100" PITCH • SSW/SSQ SERIES

8
G b p s

SSW/SSQ

Mates:

TSW, MTSW, MTLW,
DW, EW, ZW, TSS, ZSS,
TSM, TSSH, HTSS

SPECIFICATIONS

Insulator Material:

Black Liquid Crystal Polymer
(-S & -D) or
Black High Temperature
Thermoplastic (-T)

Contact Material:

Phosphor Bronze

Plating:

Au or Sn over

50 μ " (1.27 μ m) Ni

Current Rating (SSW/TSM):

4.7 A per pin

(2 pins powered)

Current Rating (SSQ/TSW):

6.3 A per pin

(2 pins powered)

Operating Temp Range:

-55 °C to +125 °C with Gold

-55 °C to +105 °C with Tin

Insertion Depth:

(3.68 mm) .145" to

(6.35 mm) .250"

Max Cycles:

100 with 10 μ " (0.25 μ m) Au

Voltage Rating:

465 VAC / 655 VDC

PROCESSING

Lead-Free Solderable:

Yes:

-S and -D row option

No, Lead Wave only:

-P, -T and -Q row option

SERIES	1	NO. PINS PER ROW	LEAD STYLE	PLATING OPTION	ROW OPTION	TAIL OPTION	OTHER OPTION
--------	---	------------------	------------	----------------	------------	-------------	--------------

SSW
= Solder
Tail

01 thru 50

Specify
**LEAD
STYLE**
from
chart

-F
= Gold flash
on contact,
Matte Tin on tail

-L
= 10 μ " (0.25 μ m)
Gold on contact,
Matte Tin on tail

-G
= 20 μ " (0.51 μ m)
Gold on contact,
Gold flash on tail

-T
= Matte Tin
(-T N/A on
LIF contacts)

-S
= Single Row

-P
= Single Row
(36 pins max)

-D
= Double Row

-T
= Triple Row


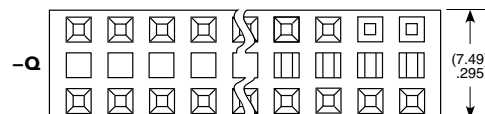
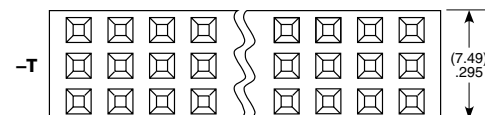
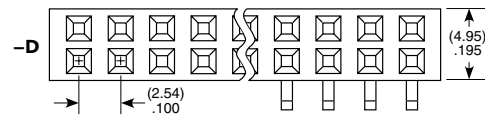
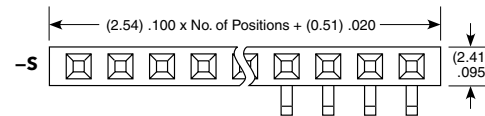
-Q
= Double Row
.200"
(5.08 mm)
row space
(outer rows
filled only)

Leave blank
for straight
pin version)

-RA
= Right-
angle

-LL
= Locking
Lead
Available
on tails from
(2.29 mm)
.090" to
(7.87 mm)
.310" only.
Not Available
with single
row 1 or 2
positions)

"XXX"
= Polarized
(Specify "XXX" as
position number)



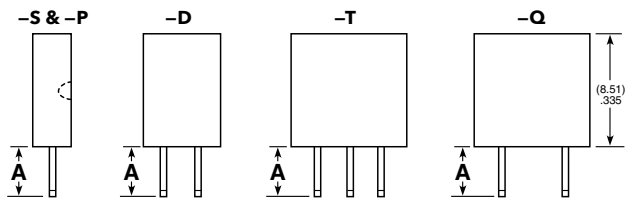
RIGHT-ANGLE				
LEAD STYLE		SINGLE	DOUBLE	TRIPLE
Standard Insertion Force	Low Insertion Force*	(-S) B	(-D) B	(-T & -Q) B
-02	-22	(2.54) .100	(2.54) .100	(2.54) .100
-03	-23	(7.62) .300	(7.62) .300	N/A
-04	-24	(12.45) .490	N/A	N/A

*LIF not available with Tin Plating

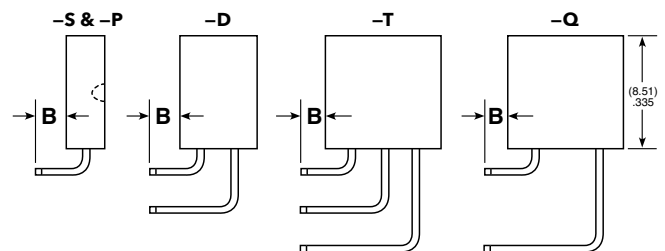
THROUGH-HOLE		
LEAD STYLE		SINGLE DOUBLE OR TRIPLE
Standard Insertion Force	Low Insertion Force*	A
-01	-21	(2.64) .104
-02	-22	(4.93) .194
-03	-23	(10.00) .394
-04	-24	(14.83) .584
-06**	N/A	(3.15) .124

* LIF not available with Tin Plating

**Style -06 Not available with SSQ



Straight Pin Versions



Right-angle Versions

Note:

Some lengths, styles and
options are non-standard,
non-returnable.

Mouser Electronics

Authorized Distributor

Click to View Pricing, Inventory, Delivery & Lifecycle Information:

[Samtec:](#)

[SSW-20-02-S-D](#) [SSW-11-22-F-D-VS-K](#) [SSW-LL2-04-S-S](#) [SSW-122-02-G-S-RA-016](#) [SSW-110-01-G-D-016](#) [SSW-108-01-G-S-LL-008](#) [SSW-105-22-F-D-VS-N-K-TR](#)