

(1.27 mm) .050"


FSH-120-04-F-RA-SL



FSH-110-04-L-DH-SL



SFMH-130-02-L-D-LC




SFMH-105-02-L-D-LC



SFMH-120-02-L-D

FSH-120-04-F-DH



FSH, SFMH SERIES

# HIGH-RELIABLE HORIZONTAL SMT

FSH Mates with:

SFMH

Mates with:

FTSH, FSH

## SPECIFICATIONS

For complete specifications see [www.samtec.com?FSH](http://www.samtec.com?FSH) or [www.samtec.com?SFMH](http://www.samtec.com?SFMH)

Insulator Material:

Black Liquid Crystal Polymer

Terminal Material:

Phosphor Bronze

Plating:

FSH =

Sn or Au over 50  $\mu$ " (1.27  $\mu$ m) Ni

SFMH =

Au over 50  $\mu$ " (1.27  $\mu$ m) Ni

Current Rating (FSH/SFMH):

2.6 A per pin

(2 pins powered)

Operating Temp Range:

-55 °C to +125 °C

Insertion Depth:

SFMH =

(3.35 mm) .132" to

(4.57 mm) .180"

RoHS Compliant:

Yes

## PROCESSING

Lead-Free Solderable:

Yes (FSH)

SMT Lead Coplanarity:

(0.10 mm) .004" max (SFMH)

(0.15 mm) .006" max (FSH)\*

\*(.004" stencil solution

may be available; contact

IPG@samtec.com)

## RECOGNITIONS

For complete scope of

recognitions see

[www.samtec.com/quality](http://www.samtec.com/quality)

FILE NO. E111594

FSH

1

NO. PINS  
PER ROW

04

PLATING  
OPTIONROW  
OPTION

OPTIONS

05, 10, 15, 20, 25  
(-DH Option)05, 10, 15, 20, 25, 30, 35, 40, 45  
(-RA Option)  
(Standard sizes)

-F

= Gold flash on  
post, Matte Tin  
on tail

-L

= 10  $\mu$ " (0.25  $\mu$ m)  
Gold on post,  
Matte Tin on tail

-DH

= Double Row  
Horizontal  
(Surface Mount)

-RA

= Right-angle  
(Through-hole)

-SL

= Solder Locks

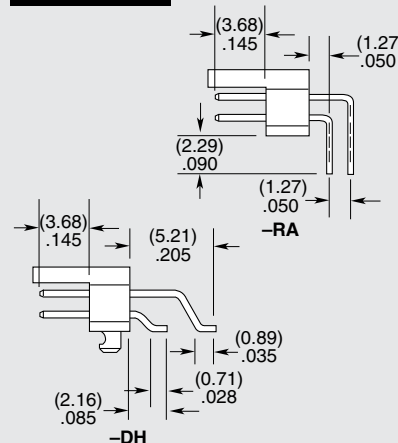
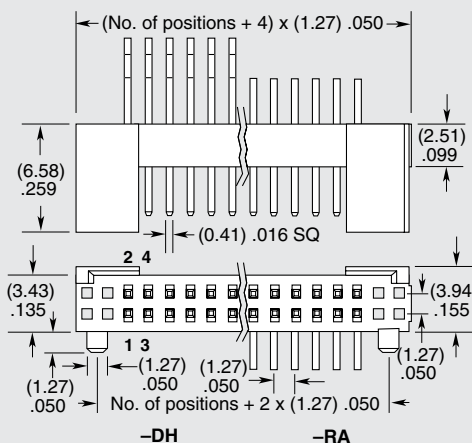
-C

= (4.50 mm) .177"  
DIA Polyimide  
film Pick &  
Place Pad  
(10 positions  
minimum)  
not available  
with -RA option

-TR

= Tape & Reel  
(Not available  
with -RA)

-FR

= Full Reel  
Tape & Reel  
(must order max.  
quantity per reel;  
contact Samtec for  
quantity breaks)  
(Not available  
with -RA)

SFMH

1

NO. PINS  
PER ROW

02

PLATING  
OPTION

D

OPTION

05, 10, 15, 20, 25, 30, 35, 40, 45, 50

-L

= 10  $\mu$ " (0.25  $\mu$ m)  
Gold on contact,  
Gold flash on tail

-LC

= Locking Clip  
(Manual placement  
required)

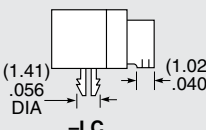

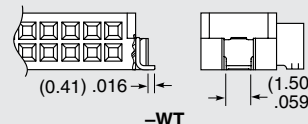
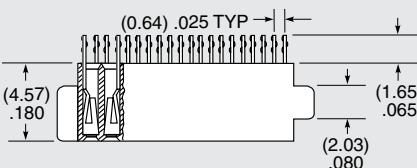
-WT

= Weld Tab  
(Not available with 35,  
40, 45, 50 positions)

-TR

= Tape &amp; Reel

-FR

= Full Reel Tape & Reel  
(must order max. quantity  
per reel; contact Samtec  
for quantity breaks)TIGER  
EYE

## APPLICATIONS

SFMH FSH



HORIZONTAL

Note:

Some sizes, styles and  
options are non-standard,  
non-returnable.

# Mouser Electronics

Authorized Distributor

Click to View Pricing, Inventory, Delivery & Lifecycle Information:

[Samtec:](#)

[SFMH-116-02-S-D-WT](#)