

RUGGED TIGER EYE™ SYSTEMS

(0.80 mm) .0315" PITCH



FEATURES & BENEFITS

- High-reliability, multi-finger BeCu contact
- Micro pitch and slim body for space savings
- 6 mm, 7 mm and 10 mm stack heights
- Locking clip, alignment pins and weld tab ruggedizing features
- Rugged latching system for increased withdrawal force
- Vertical and right-angle mating headers
- Discrete wire assembly available with 32 AWG *Teflon™ Fluoropolymer (See page 241). Contact asp@samtec.com for custom solutions.
- Extended Life Product™ testing available

*Teflon™ is a trademark of The Chemours Company FC, LLC used under license by Samtec.

MAX
2.9
A m p s

8
G b p s

TIGER™
EYE
CONTACT



Locking for increased unmating force
(Visit samtec.com?SEML for more information)



Components (ISDE/CC396) and tooling available:
samtec.com/tooling

KEY SPECIFICATIONS (SEM/TEM)

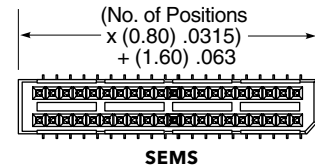
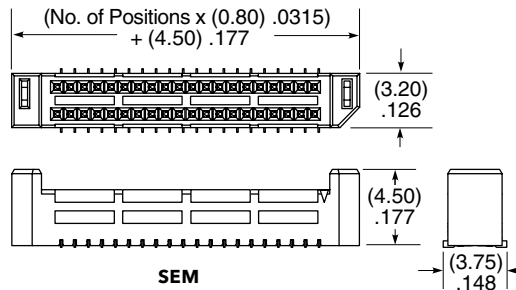
STACK HEIGHTS	INSULATOR MATERIAL	CONTACT MATERIAL	PLATING	OPERATING TEMP RANGE	CURRENT RATING	MAX. CYCLES	VOLTAGE RATING	LEAD-FREE SOLDERABLE
6 - 10 mm	Black LCP	BeCu (SEM) Phosphor Bronze (TEM)	Au or Sn over 50 μ" (1.27 μm) Ni	-55 °C to +125 °C	2.9 A per pin (2 pins powered)	100 with 10 μ" (0.25 μm) Au	235 VAC/330 VDC	Yes

(0.80 mm) .0315" PITCH • MICRO TIGER EYE™ SOCKET AND HEADER

SERIES	1	NO. PINS PER ROW	02	STACK HEIGHT	PLATING OPTION	D	OPTIONS	OTHER OPTIONS
SEM Socket		05, 10, 15, 20, 25 (SEM, SEMS, TEM, TEMS only)		-03.0 = 6 mm Stack Height (-03.0 required for SEM/SEMS Series)	-FG = Gold Flash		Leave blank for SEMS/TEMS	-K = (3.50 mm) .138" DIA Polyimide film Pick & Place Pad (Required for SEMS)
SEMS Slim Socket		30, 35, 40, 45, 50 (SEM/TEM only) (Standard sizes)		-04.0 = 7 mm Stack Height (TEM/TEMS only)	-G = 10 μm (0.25 μm) Gold on contact, Gold Flash on tail		-A = Alignment Pin (Not available with -LC or -WT)	= (5.50 mm) .217" DIA Polyimide film Pick & Place Pad (Required for TEMS)
TEM Header				-07.0 = 10 mm Stack Height (TEM/TEMS only)	-H = 30 μm (0.76 μm) Gold on contact, Gold Flash on tail		-LC = Locking Clip (Not available with -A or -WT) (Manual placement required)	-TR = Tape & Reel
TEMS Slim Header							-WT = Weld Tab (Not available with -A or -LC)	-FR = Full Reel Tape & Reel (must order max. quantity per reel; contact Samtec for quantity breaks)

SEM
Board Mates:
TEM

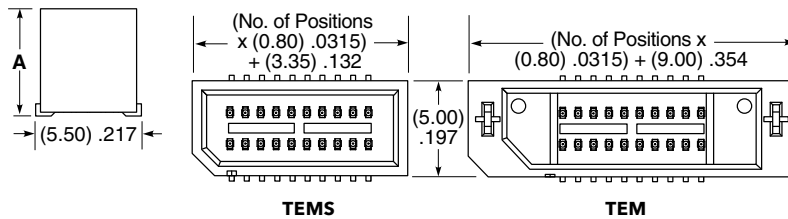
SEMS
Board Mates:
TEMS



View complete specifications at: samtec.com?SEM & samtec.com?SEMS

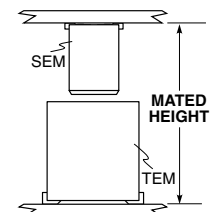
TEM
Board Mates:
SEM, SEML

TEMS
Board Mates:
SEMS



MATED HEIGHTS		
STACK HEIGHT	A	MATED HEIGHT*
-03.0	(5.610) .2209	6 mm
-04.0	(6.610) .2602	7 mm
-07.0	(9.610) .3783	10 mm

*Processing conditions will affect mated height.



Note:
Some lengths, styles and options are non-standard, non-returnable.

View complete specifications at: samtec.com?TEM & samtec.com?TEMS

Mouser Electronics

Authorized Distributor

Click to View Pricing, Inventory, Delivery & Lifecycle Information:

[Samtec:](#)

[SEM-13-02-03.0-H-D-A-K-TR](#) [SEM-120-02-03.0-FG-D-A-K-TR](#) [SEM-115-02-03.0-G-D-WT-K-TR](#) [SEM-115-02-03.0-FG-D-A-K-TR](#) [SEM-105-02-03.0-FG-D-A-K-TR](#) [SEM-140-02-03.0-G-D-WT-K-TR](#) [SEM-135-02-03.0-G-D-A-K-TR](#)