




# HIGH-DENSITY OPEN-PIN-FIELD ARRAYS

(1.27 mm) .050" PITCH




## FEATURES & BENEFITS

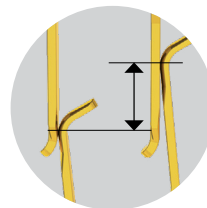
- Maximum grounding & routing flexibility
- Up to 560 Edge Rate® contacts optimized for signal integrity performance.
- 7 mm to 40 mm stack heights
- Variety of designs and options: Right-Angle, Guide Posts, 85  $\Omega$  Elevated Risers, 85  $\Omega$  Tuned, Press-Fit and Press-Fit Right-Angle, Guide Post Field Termination Kits
- Cable mates (SEAC Series) and Jack Screw Standoffs (JSO Series) also available
- Standards: VITA™ 47, VITA™ 57.1 FMC™, VITA™ 57.4 FMC™+, VITA™ 74 VNX™, PISMO™ 2
- Supports high-speed protocols such as Ethernet, PCI Express®, Fibre Channel & InfiniBand™
- Severe Environment Testing qualified (SEAM/SEAF); aligns with MIL-DTL-55302. Visit [samtec.com/set](http://samtec.com/set)

VITA/VNX/VNX+/FMC/FMC+/XMC/XMC+ are all respective trademarks of VITA PCI-SIG®.

The PCI Express® design marks are registered trademarks and/or service marks of PCI-SIG.



Solder Charges



(1.12 mm) .044"  
Nominal Wipe

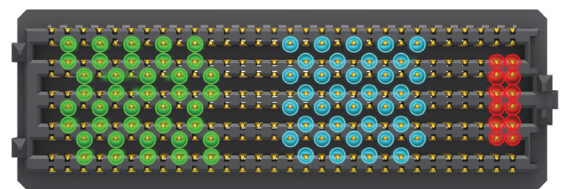
**EDGE  
RATE®**  
CONTACT

PAM 4

**56**  
G b p s



## MAXIMUM GROUNDING & ROUTING FLEXIBILITY



Differential Pair

Single-Ended

Power

SERIES	INSULATOR MATERIAL	CONTACT MATERIAL	PLATING	OPERATING TEMP RANGE	CURRENT RATING	VOLTAGE RATING	LEAD-FREE SOLDERABLE
SEAM/SEAF	Black LCP	Copper Alloy	Au or Sn over 50 $\mu$ " (1.27 $\mu$ m) Ni	-55 °C to +125 °C	2.7 A (10 pins powered)	240 VAC/339 VDC	Yes
SEAM-RA/SEAF-RA	Black LCP	Copper Alloy	Au or Sn over 50 $\mu$ " (1.27 $\mu$ m) Ni	-55 °C to +125 °C	1.9 A (10 pins powered)	240 VAC/339 VDC	Yes
SEAM-GP	Black LCP	Copper Alloy	Au or Sn over 50 $\mu$ " (1.27 $\mu$ m) Ni	-55 °C to +125 °C	2.7 A (10 pins powered)	240 VAC/339 VDC	Yes
SEAMP/SEAFP	Natural High Temp Nylon	Copper Alloy (SEAMP) BeCu Alloy (SEAFP)	Au or Sn over 50 $\mu$ " (1.27 $\mu$ m) Ni	-55 °C to +125 °C	1.9 A (6 pins powered)	255 VAC/361 VDC	Not Available
SEAR	Black LCP	Hard Gold Plated	Au over 50 $\mu$ " (1.27 $\mu$ m) Ni	-55 °C to +125 °C	1.4 A (20 pins powered)	240 VAC/339 VDC	Not Available
SEAMI	Black LCP	Copper Alloy	Au or Sn over 50 $\mu$ " (1.27 $\mu$ m) Ni	-55 °C to +125 °C	Not Available	Not Available	Yes

**Note:** Some lengths, styles and options are non-standard, non-returnable


# (1.27 mm) .050" PITCH • SEAM/SEAF SERIES

SERIES	POSITIONS PER ROW	LEAD STYLE	PLATING OPTION	NO. OF ROWS	SOLDER TYPE	A	K	"X" R
SEAM Terminal	-10, -15, -20, -30, -40, -50	Specify LEAD STYLE from chart	-L = 10 μ" (0.25 μm) Gold on contact area, Matte Tin on solder tail	-04 -05 -06 -08 -10	-1 = Tin/ Lead Alloy Solder Charge		-A = Alignment Pin	
SEAF Socket	SEAM & SEAF: -10 only available in -04 Row		-S = 30 μ" (0.76 μm) Gold on contact area, Matte Tin on solder tail	(SEAM -05 Rows not available with -06.5 Lead Style)	-2 = Lead- Free Solder Charge		-K Polyimide Film Pick & Place Pad	
	SEAM: -15 only available in -04 Row with -02.0 Lead Style, and -10 Row with any Lead Style		-STL = 30 μ" (0.76 μm) Gold on contact area, Tin/Lead on solder tail				-TR = Tape & Reel	
	SEAF: -15 only available in -04 or -10 Row with -5.0 Lead Style		-P = SureCoat™ 3 μ" (0.07 μm) Gold Flash and 30 μ" (0.76 μm) Palladium Nickel on contact area, Matte Tin on solder tail (-02.0 and -05.0 Lead Styles only)				-FR = Full Reel Tape & Reel (must order max. quantity per reel; contact Samtec for quantity breaks)	

SEAM

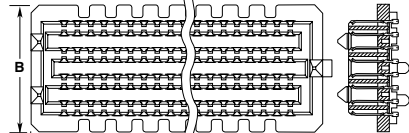
Board Mates:  
SEAF, SEAFP

Standoffs:  
JSO




New!  
SureCoat™  
Palladium Nickel  
Plating Option!

LEAD STYLE	A
-02.0	(5.61) .221
-03.0	(6.60) .260
-03.5	(7.11) .280
-06.5	(10.16) .400
-07.0	(10.59) .417
-09.0	(12.60) .496
-11.0	(14.61) .575



No. of positions x (1.27) .050 + (4.98) .196




No. of positions x (1.27) .050 + (3.58) .141

ALSO AVAILABLE

See website for 14 row option.

View complete specifications at: [samtec.com?SEAM](http://samtec.com?SEAM)

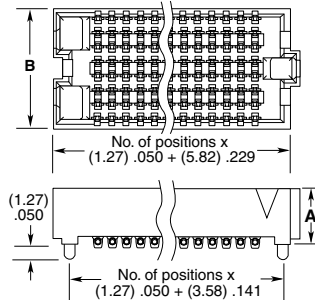
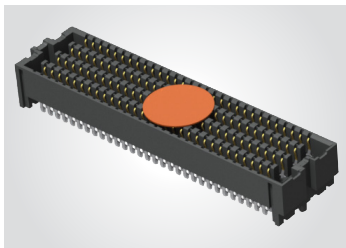
**SEAM**  
Board Mates:  
SEAF, SEAFP  
Standoffs:  
JSO



**ALSO AVAILABLE**  
See website for 14 row option.

View complete specifications at: [samtec.com?SEAM](http://samtec.com?SEAM)

**SEAF**  
Board Mates:  
SEAM, SEAMP,  
SEAR, SEAMI  
Standoffs:  
JSO



View complete specifications at: [samtec.com?SEAF](http://samtec.com?SEAF)

MATED HEIGHTS				
SEAM LEAD STYLE	SEAF LEAD STYLE			
	-05.0	-06.0	-06.5	-07.5
-02.0	7 mm	8 mm	8.5 mm	9.5 mm
-03.0	8 mm	9 mm	9.5 mm	10.5 mm
-03.5	8.5 mm	9.5 mm	10 mm	11 mm
-06.5	11.5 mm	12.5 mm	13 mm	14 mm
-07.0	12 mm	13 mm	13.5 mm	14.5 mm
-09.0	14 mm	15 mm	15.5 mm	16.5 mm
-11.0	16 mm	17 mm	17.5 mm	18.5 mm

LEAD STYLE	A	NO. OF ROWS	B
-05.0	(5.05) .199	-04	(5.66) .223
-06.0	(6.05) .238	-05, -06	(8.20) .323
-06.5	(6.55) .258	-08	(10.74) .423
-07.5	(7.54) .297	-10	(13.28) .523

## STANDARDS

VITA 47  
VITA 57.1 FMC  
VITA 57.4 FMC+  
VITA 74 VNX  
PISMO™ 2

Visit [www.samtec.com/standards](http://www.samtec.com/standards)  
for more information.

**Notes:**  
IPC-A-610F and  
IPC J-STD-001F Class 3 solder joint.

Severe Environment Testing qualified; aligns  
with MIL-DTL-55302. Visit [samtec.com/set](http://samtec.com/set)

# Mouser Electronics

Authorized Distributor

Click to View Pricing, Inventory, Delivery & Lifecycle Information:

[Samtec:](#)

[ASP-134603-01](#) [ASP-134603-04](#) [ASP-186899-01](#) [ASP-184329-01](#) [SEAF-20-06.5-STL-04-1-A-K-TR](#) [SEAF-20-07.5-STL-10-1-A-K-TR](#) [ASP-208574-01](#) [ASP-200240-01](#) [ASP-208573-01](#) [SEAF-20-06.0-STL-06-1-A-K-TR](#)