




(1,27 mm) .050"

TFM, TFML SERIES



SMT & THROUGH-HOLE HEADER

SPECIFICATIONS

For complete specifications and recommended PCB layouts see www.samtec.com?TFM or www.samtec.com?TFML

Insulator Material:

Black Liquid

Crystal Polymer

Terminal Material:

Phosphor Bronze

Plating:

Au or Sn over 50µ" (1,27 µm) Ni

Voltage Rating:

250 VAC mated with SFM

Operating Temp Range:

-55°C to +125°C

RoHS Compliant:


Yes



TFM Mates with:
SFM, SFMC, SFSD

TFML Mates with:
SFML

TFM-DH Mates with:
SFM (-DH), SFMC,
SFSDX (-S, -D, -SR, -DR)

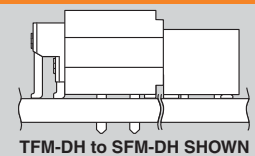


Shrouded body
for blind mating

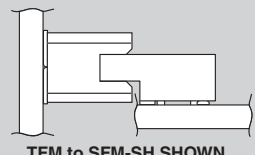
(1,27 mm x 1,27 mm)
.050" x .050"
micro pitch

Surface mount or
Through-hole tails

APPLICATIONS



TFM-DH to SFM-DH SHOWN



TFM to SFM-SH SHOWN

CURRENT RATING (PER CONTACT)	
AMBIENT TEMP	TFM/SFM
20°C	5A
40°C	4.5A
60°C	3.9A
95°C	2.6A

6 POSITIONS (2x3) POWERED

Processing:

Lead-Free Solderable:

Yes

SMT Lead Coplanarity:

(0,10 mm) .004" max (05-25)

(0,15 mm) .006" max (30-50)

MATED HEIGHT

LEAD STYLE		MATED HEIGHT*
TFM	SFM	
-02	-02	(6,35) .250
-12		(8,13) .320
-22		(9,91) .390
-32		(11,81) .465
LEAD STYLE		MATED HEIGHT*
TFM	SFM	
-01	-01	(5,97) .235
-03		(5,97) .235
-11		(7,75) .305
-13		(7,75) .305
-21		(9,53) .375
-23		(9,53) .375
-31		(11,43) .450

*Processing conditions will affect mated height.

COST-SAVING APPLICATIONS

See TFC Series for lower cost plating options.

Note: Some sizes, styles and options are non-standard, non-returnable.

TYPE STRIP

1

NO. PINS PER ROW

04, 06, 08
(TFM & -01 only)

05, 07, 10, 15, 20,
25, 30, 35, 40, 45, 50
(Call Samtec for other sizes)

LEAD STYLE

Specify
LEAD STYLE
from chart

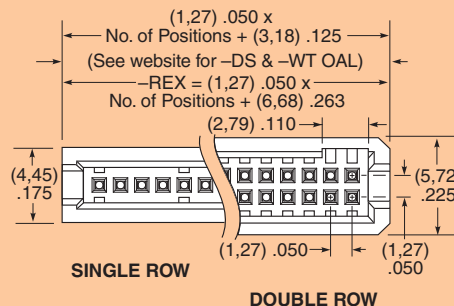
PLATING OPTION

-L
= 15µ" (0,38 µm)
Gold on post,
Matte Tin on tail
(Call Samtec for
E.L.P. plating option)

Note: Other Gold plating options available. Contact Samtec.

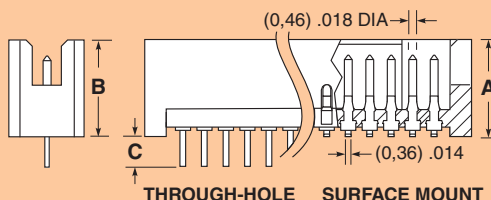
LEAD STYLE (T/H)	B	C
-01	(5,59) .220	(1,97) .078
-03*	(5,59) .220	(2,77) .109
-11*	(7,37) .290	(1,97) .078
-13*	(7,37) .290	(2,77) .109
-21*	(9,14) .360	(1,97) .078
-23*	(9,14) .360	(2,77) .109
-31*	(11,05) .435	(1,97) .078

* N/A with 07 or -S row option



SINGLE ROW

DOUBLE ROW

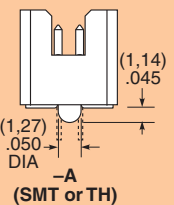


THROUGH-HOLE

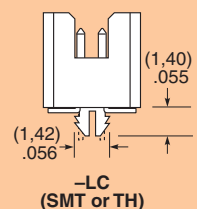
SURFACE MOUNT

LEAD STYLE (SMT)	A
-02	(5,72) .225
-12*	(7,49) .295
-22*	(9,27) .365
-32*	(11,18) .440

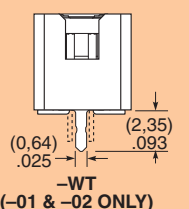
* N/A with 07, -DH or -S row option



-A (SMT or TH)





-LC (SMT or TH)



-WT (-01 & -02 ONLY)

Due to technical progress, all designs, specifications and components are subject to change without notice.

WWW.SAMTEC.COM

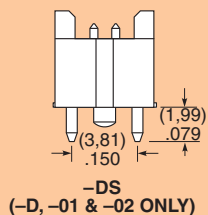
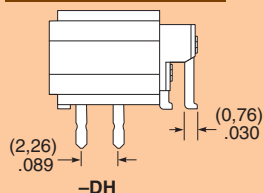


ROW OPTION

-S
= Single Row
(TFM only)

-D
= Double Row

-DH
= Double Horizontal
(TFM lead style -02 only)
(05 thru 50 positions only)
(-WT standard; -TR option only available)

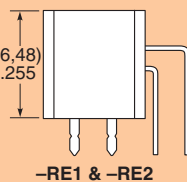
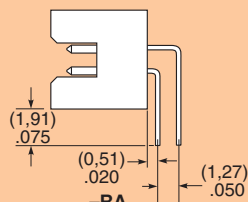


Specify only -RA, -RE1 or -RE2

-RA
= Right Angle
(Lead style -01 only)

-RE1
= Right Angle Elevated for (1,58 mm) .062" PCB
(Requires TFM lead style -01, -D row and -WT)

-RE2
= Right Angle Elevated for (2,36 mm) .093" PCB
(Requires TFM lead style -01, -D row and -WT)



OPTION

Specify only -A, -LC, -DS or -WT
Not available with -RA, -RE1 and -RE2 unless otherwise noted.

-A
= Alignment Pin

-LC
= Locking Clip
(Manual Placement required)

-DS
= Dual Screw Down for
(1,60 mm) .062" PCB
(05, 07, 10, 15, 20, 25, 30, 35, 40 positions only)
(TFM lead styles -01 and -02 only)
(Requires -D row option)
(Mates with SFM-DS option and SFSD/SFSDT -SS and -DS option only)

-WT
= Weld Tab
(TFM lead styles -01 and -02 only)
(Required callout for -RE1 & -RE2)
(Standard with -DH)
(Mates to SFSS/SFSD -SR and -DR option only)
(05, 07, 10, 15, 20, 25, 30, 35, 40, 45, 50 positions only)

SMT lead styles only
Specify only -K or -P

-K
= Polyimide Film Pick & Place Pad

-P
= Plastic Pick & Place Pad
(5 positions minimum)

Specify -TR last
-TR
= Tape & Reel
(Not available with -DS)

APPLICATION SPECIFIC OPTION

Solder nail option available.
Call Samtec.

Due to technical progress, all designs, specifications and components are subject to change without notice.

WWW.SAMTEC.COM

SAMTEC USA • Tel: 1-800-SAMTEC-9 or 812-944-6733 SAMTEC NORTHERN CALIFORNIA • Tel: 408-395-5900 SAMTEC SOUTHERN CALIFORNIA • Tel: 1-800-726-8329
SAMTEC AMERICA LATINA COMERCIO EXTERIOR LTDA • Tel: (+55 31) 3786 3227 SAMTEC UNITED KINGDOM • Tel: 44 01236 739292 SAMTEC GERMANY • Tel: +49 (0) 89 / 89460-0
SAMTEC FRANCE • Tel: 33 01 60 95 06 60 SAMTEC ITALY • Tel: 39 039 6890337 SAMTEC NORDIC/BALTIC • Tel: +46-84477280 SAMTEC BENELUX • Tel: 44 01236 739292
SAMTEC ISRAEL • Tel: 972-3-7526600 SAMTEC INDIA • Tel: +91-80-3272 1612 SAMTEC ASIA PACIFIC • Tel: 65 6745-5955 SAMTEC JAPAN • Tel: 045-475-1385 SAMTEC CHINA • Tel: 86-21-6083 3766
SAMTEC TAIWAN • Tel: 886-2-2735-6109 SAMTEC HONG KONG • Tel: 852-26904858 SAMTEC KOREA • Tel: 82-31-717-5685 SAMTEC ANZ • Tel: 613 9580 0683

Mouser Electronics

Authorized Distributor

Click to View Pricing, Inventory, Delivery & Lifecycle Information:

[Samtec:](#)

[TFML-145-01-L-D](#)