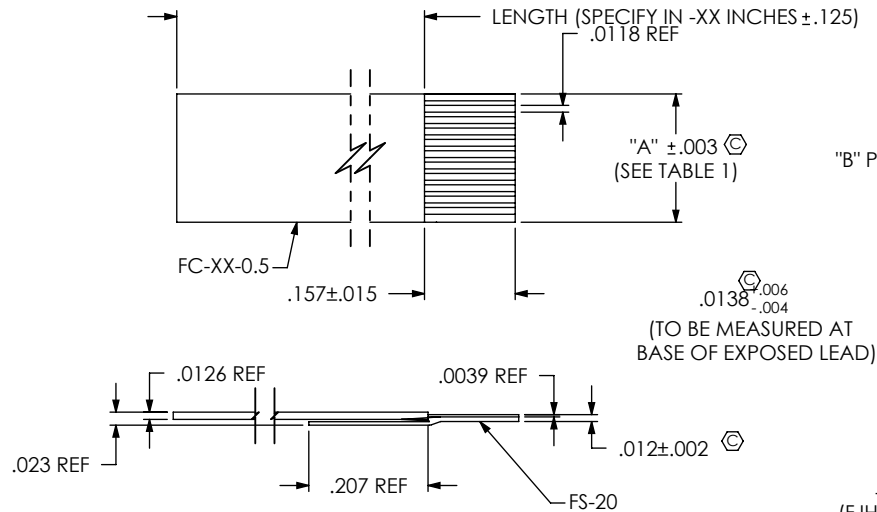


NOTE:

1. REPRESENTS A CRITICAL DIMENSION.



"B" POS. -1 x .0197

FIG 1
-S: SINGLE ENDED
(FJH-10-S-XX-ST2 SHOWN)

FJH-XX-X-XX.XX-X

No OF POSITIONS
-06, -10, -15, -20, -24,
-25, -30, -40, -43, 50
(SEE TABLE 1)

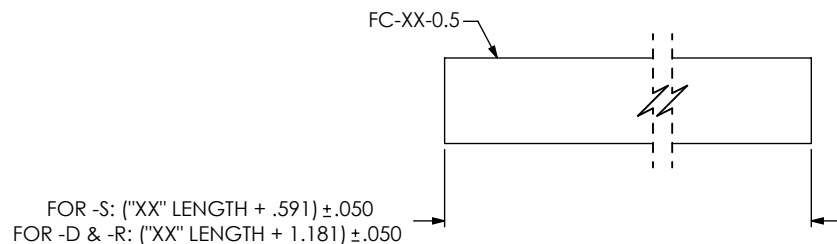
STRIP LENGTH
-4: 4MM (.15748")

STYLE
*S: SINGLE ENDED
-D: DOUBLE ENDED
-R: REVERSE STIFFENER

LENGTH
-XX.XX INCHES $\pm 1/8$ INCH
(-D & -R: 2.00" MINIMUM)
(-S: 2.50" MINIMUM)

* = AS OF 1/1/11, -S (SINGLE ENDED) AVAILABLE TO EXISTING CUSTOMERS ONLY, ALL OTHERS WILL BE ASP'S.

TABLE 1		
No. OF POSITIONS	"A"	"B"
-6	.138	6
-10	.217	10
-15	.315	15
-20	.413	20
-24	.492	24
-25	.512	25
-30	.610	30
-40	.807	40
-43	.866	43
-50	1.004	50



IN-PROCESS 1

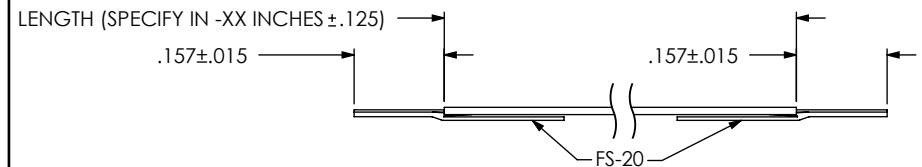


FIG 2

-D: DOUBLE ENDED
(SAME AS FIG 1, UNLESS STATED)

(FIG 4 MAY BE SUBSTITUTED AT SAMTEC DISCRETION)

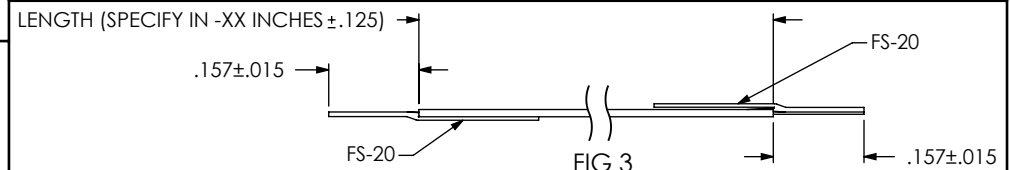
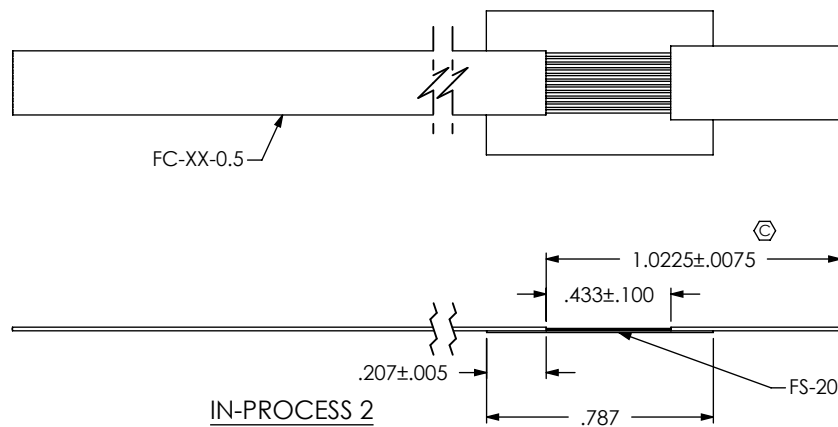


FIG 3

-R: REVERSE STIFFENER
(SAME AS FIG 1, UNLESS STATED)

(FIG 5 MAY BE SUBSTITUTED AT SAMTEC DISCRETION)



(TYP ON BOTH ENDS FOR -D & -R STYLES, ONE END -S STYLE)

UNLESS OTHERWISE SPECIFIED,
DIMENSIONS ARE IN INCHES.

TOLERANCES ARE:

DECIMALS

.XX: $\pm .01$

.XXX:	$\pm .005$
.XXXX:	$\pm .0020$

ANGLES

2°

PROPRIETARY NOTE

PROPRIETARY NOTE
THIS DOCUMENT CONTAINS INFORMATION
CONFIDENTIAL AND PROPRIETARY TO
SAMTEC, INC. AND SHALL NOT BE REPRODUCED
OR TRANSFERRED TO OTHER DOCUMENTS OR
DISCLOSED TO OTHERS OR USED FOR ANY
PURPOSE OTHER THAN THAT WHICH IT WAS
OBTAINED WITHOUT THE EXPRESSED WRITTEN
CONSENT OF SAMTEC, INC.



520 PARK EAST BLVD, NEW ALBANY, IN 47150
PHONE: 812-944-6733 FAX: 812-948-5047
e-Mail info@SAMTEC.com code 55322

MATERIAL:

DO NOT SCALE DRAWING

SHEET SCALE: 3:1

CONDUCTORS: TIN PLATED COPPER
SURFACE FINISH EITHER BRIGHT TIN (99.9% SN)
OR MATTE TIN (95.5% SN, 3.5% AG, 1% CU)
INSULATION & STIFFENER: POLYESTER

F:\DWG\MISC\MKTG\FJH-XX-X-XX.XX-X-MKT.SLDDRW

DESCRIPTION:	
--------------	--

.5mm FLEX CABLE JUMPER

DWG. NO.

FJH-XX-X-XX.XX-X

BY: KEVIN B

6/28/00

SHEET 1 OF 2

SHEET 2: MACHINE BUILT PRODUCT

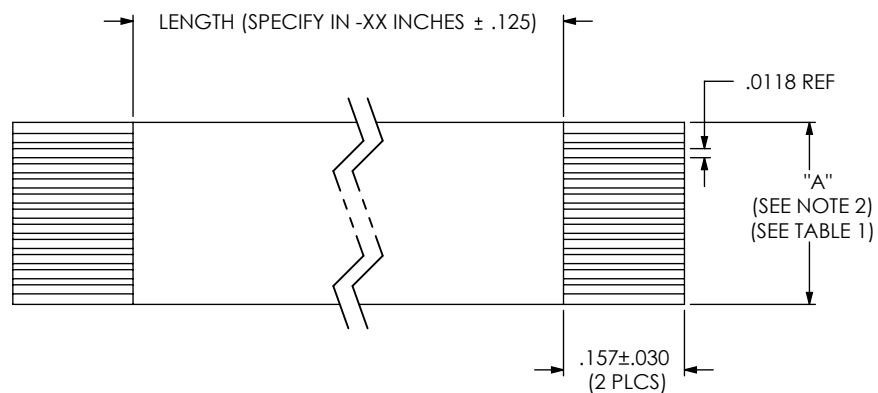


FIG 4

(-D=DOUBLE ENDED) (MACHINE BUILT)
(FJH-10-D-XX.XX-4 SHOWN)

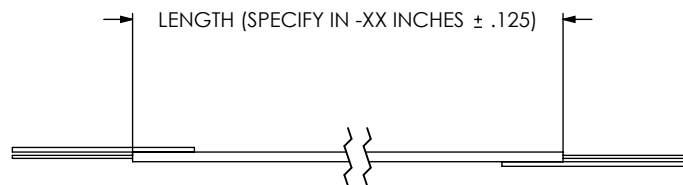
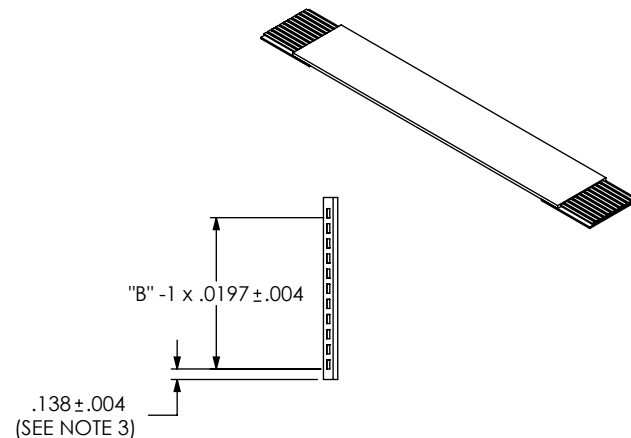


FIG 5

(-R= REVERSE STIFFENER) (MACHINE BUILT)
(SAME AS FIG 4 UNLESS STATED)



MATERIAL LENGTH (IN) PER CABLE	
TPW-03	(No. OF POSITIONS +2) x (LENGTH + .314)
FS-13	6.30 / No. OF CUT CABLES (SEE TABLE 2)
JIF-120	2 x (LENGTH + .314) / No. OF CUT CABLES (SEE TABLE 2)

TABLE 1		
No. OF POSITIONS	"A"	"B"
-6	.1378	6
-10	.2166	10
-15	.3150	15
-20	.4134	20
-24	.4922	24
-25	.5118	25
-30	.6103	30
-40	.8071	40
-43	.8662	43
-50	1.0040	50

TABLE 2	
No. OF POSITIONS	"No. OF CUT TABLES"
-6	2
-10	2
-15	2
-20	2
-24	2
-25	2
-30	2
-40	1
-43	1
-50	1

PROPRIETARY NOTE
THIS DOCUMENT CONTAINS INFORMATION
CONFIDENTIAL AND PROPRIETARY TO
SAMTEC, INC. AND SHALL NOT BE REPRODUCED
OR TRANSFERRED TO OTHER DOCUMENTS OR
DISCLOSED TO OTHERS OR USED FOR ANY
PURPOSE OTHER THAN THAT WHICH IT WAS
OBTAINED WITHOUT THE EXPRESSED WRITTEN
CONSENT OF SAMTEC, INC.

DO NOT SCALE DRAWING

SHEET SCALE: 3:1

samtec

520 PARK EAST BLVD, NEW ALBANY, IN 47150
PHONE: 812-944-6733 FAX: 812-948-5047
e-Mail: info@SAMTEC.com code 55322

DESCRIPTION:
.5mm FLEX CABLE JUMPER

DWG. NO.
FJH-XX-X-XX.XX-X

BY: KEVIN B 6/28/00 SHEET 2 OF 2

Mouser Electronics

Authorized Distributor

Click to View Pricing, Inventory, Delivery & Lifecycle Information:

[Samtec:](#)

[FJH-10-R-50.80-4](#) [FJH-15-D-13.80-4](#) [FJH-24-D-20.00-4](#) [FJH-25-R-07.00-4](#)