

REVISION AF

- NOTES:
1. HIDDEN LINES ARE USED TO SHOW POLARIZATION WHEN USING -N OPTION.
 2. Ⓢ REPRESENTS A CRITICAL DIMENSION.
 3. FFSD CABLE ASSEMBLIES ARE LEAD FREE.
 4. ALL ASSEMBLIES TO BE 100% ELECTRICALLY TESTED FOR SHORTS AND OPENS.
 5. ALL ASSEMBLIES TO BE 100% HI-POT TESTED AT 630V. Ⓢ
 6. STRAIN RELIEF TO WITHSTAND 5LB[22N] STRAIGHT PULL.
 7. NOTE DELETED.
 8. WHEN CUTTING CABLE TO LENGTH, CONDUCTORS MAY NOT EXTEND PAST THE CABLE INSULATION.
 9. REFERENCE FFSD-XX-XX-X-N-XXX FOR CONNECTOR ASSEMBLY DIMENSIONS AND ITS REQUIREMENTS.

DO NOT
SCALE FROM
THIS PRINT

FIG 1
(FFSD-10-D-XX.XX-01-X-N SHOWN)

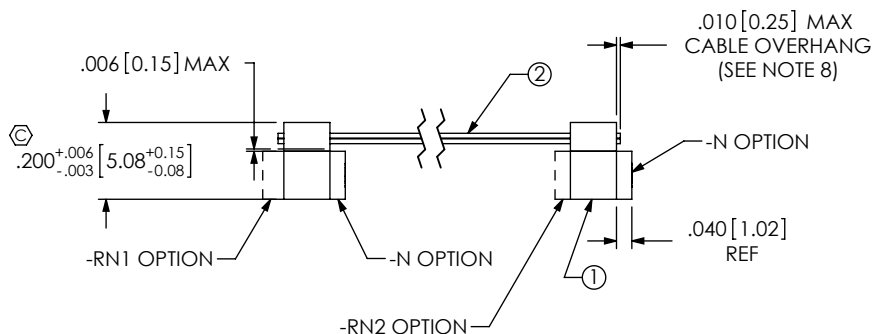
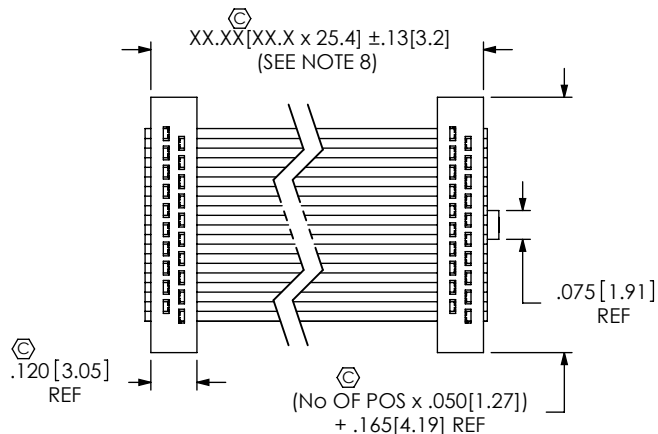
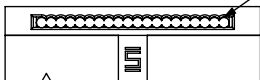


TABLE 1

ITEM #	PART
1	FFSD-XX-01-X-N-XX
2	CB-XX-30-7/38-025-GR
3	FFSD-XX-01-X-N-SR1
4	FFSR-XX-01
5	FFSD-XX-01-X-N-SR2
6	FFSR-XX-02

FIG 11
(FFSD-10-X-XX.XX-01-X-N-RW SHOWN)

COLORLED WIRE TO OPPOSITE
SIDE OF FIRST POS. INDICATOR



F:\DWG\MISC\WKTG\FFSD-XX-X-XX.XX-01-X-X-XXX-MKT.SLDDRW

FFSD-XX-X-XX.XX-01-X-X-XXX

No OF POSITIONS
-02 THRU -25
(PER ROW)

END ASSEMBLY
-S: SINGLE END
-D: DOUBLE END

ASSEMBLY LENGTH
[2.00[50.8] MINIMUM]

LEAD STYLE

PLATING OPTIONS

- LEAVE BLANK FOR STANDARD, USE C-67-L
-S: USE C-67-S
-F: USE C-67-F

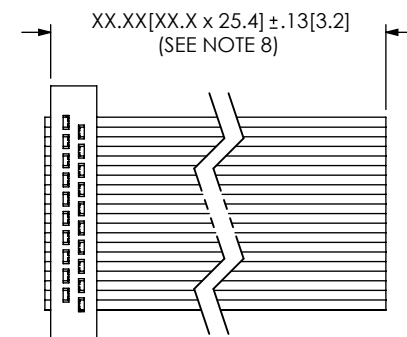
OPTION

-RW: REVERSE WIRING
(NOT AVAILABLE WITH -RN1 OR -RN2)
-D"XX": DAISY CHAIN (MINIMUM 2.00[50.8],
1.00[25.4] INCREMENTS)
-R: REVERSED
-RN1: REVERSE POLARIZATION NOTCH
(NOT AVAILABLE WITH -RW OR -RN2)
-RN2: REVERSE POLARIZATION NOTCH
(NOT AVAILABLE WITH -RW OR -RN1)
-M: MIDDLE REVERSE
-O: OUTSIDE REVERSE
-SR: STRAIN RELIEF
(NOT AVAILABLE WITH -O, -M,
-R, OR -DXX)
(SOLD AS ASSEMBLIES ONLY)

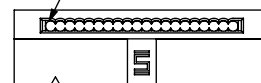
STANDARD POLARIZATION NOTCH

-N: POLARIZATION NOTCH
(NOT AVAILABLE IN -02 THRU -04)
(LEAVE BLANK FOR -02, -03, -04)

FIG 2
(FFSD-10-S-XX.XX-01-X-N SHOWN)
(SAME AS FIG 1, DIFFERENT AS SHOWN)



COLORLED WIRE TO SIDE
OF FIRST POS. INDICATOR



NOTCH DENOTES
FIRST POSITION

UNLESS OTHERWISE SPECIFIED,
DIMENSIONS ARE IN INCHES.

TOLERANCES ARE:

DECIMALS ANGLES
.XX: $\pm .01$ [.3] 2°
.XXX: $\pm .005$ [.13]
.XXXX: $\pm .0020$ [.051]

PROPRIETARY NOTE

THIS DOCUMENT CONTAINS INFORMATION
CONFIDENTIAL AND PROPRIETARY TO
SAMTEC, INC. AND SHALL NOT BE REPRODUCED
OR TRANSFERRED TO OTHER DOCUMENTS OR
DISCLOSED TO OTHERS OR USED FOR ANY
PURPOSE OTHER THAN THAT WHICH IT WAS
OBTAINED WITHOUT THE EXPRESSED WRITTEN
CONSENT OF SAMTEC, INC.

MATERIAL: DO NOT SCALE DRAWING SHEET SCALE: 2:1
INSULATORS: PBT, COLOR: BLACK
CONTACT: BeCu
WIRE: 30 AWG, 7/38, TINNED, STRANDED WITH
GRAY PVC INSULATOR
PLATING: .000010 GOLD OVER .000050 NICKEL
REMAINDER: .000200 REF TIN OVER .000050 NICKEL

samtec

520 PARK EAST BLVD, NEW ALBANY, IN 47150
PHONE: 812-944-6733 FAX: 812-948-5047
e-Mail: info@SAMTEC.com code 55322

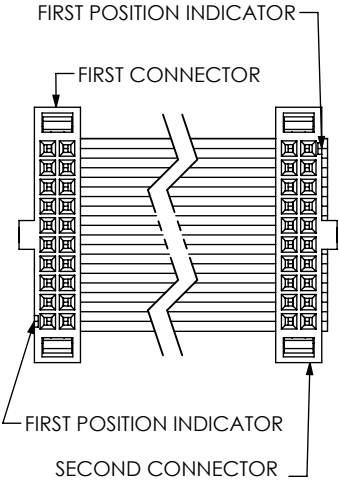
DESCRIPTION:
.050 x .050 DOUBLE ROW FEMALE IDC ASSEMBLY

DWG. NO.
FFSD-XX-X-XX.XX-01-X-X-XXX

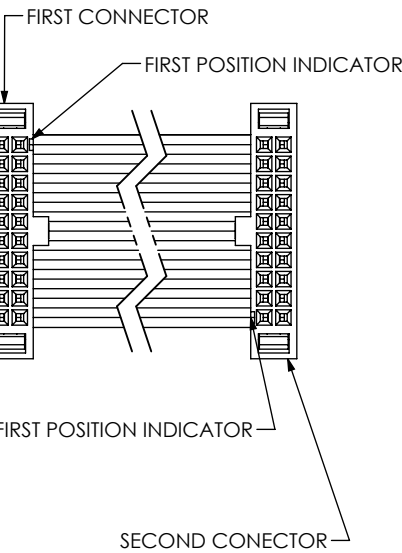
BY: T NEWTON 02/15/2008 SHEET 1 OF 3

FIG 3

(FFSD-10-D-XX.XX-01-X-N-RN1 SHOWN)
(SAME AS FIG 1, DIFFERENT AS SHOWN)



(FFSD-10-D-XX.XX-01-X-N-RN2 SHOWN)
(SAME AS FIG. 1, DIFFERENT AS SHOWN)



NOTE:
-RN1 = REVERSE NOTCH ON 1ST CONNECTOR ONLY
(NOT AVAILABLE WITH -R OPTION)
-RN2 = REVERSE NOTCH ON 2ND CONNECTOR ONLY
(NOT AVAILABLE WITH -R OPTION)

(REVERSE NOTCH NOT AVAILABLE WITH -RW OR ANY
DAISY CHAIN OPTIONS)

FIG 4

(FFSD-10-D-XX.XX-01-X-N-DXX-O SHOWN)
(SAME AS FIG 1, DIFFERENT AS SHOWN)
(2.00[50.8] MINIMUM, 1.00[25.4] INCREMENTS)

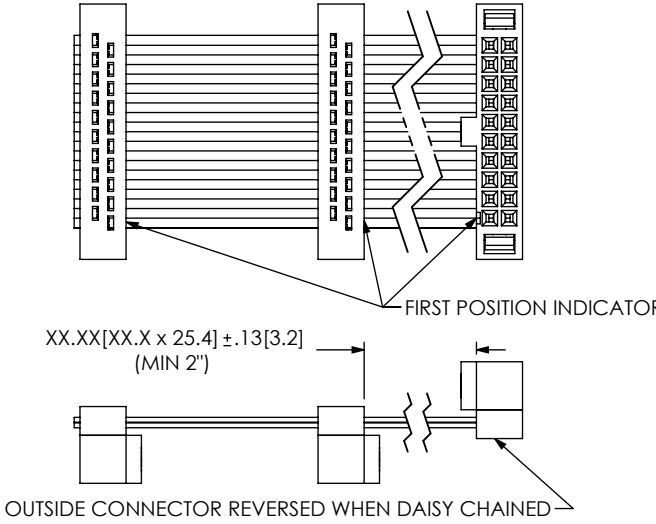


FIG 6

(FFSD-10-D-XX.XX-01-X-N-DXX-R SHOWN)
(SAME AS FIG 1, DIFFERENT AS SHOWN)
(NOT AVAILABLE WITH -RN1 OR -RN2 OPTION)
(2.00[50.8] MINIMUM, 1.00[25.4] INCREMENTS)

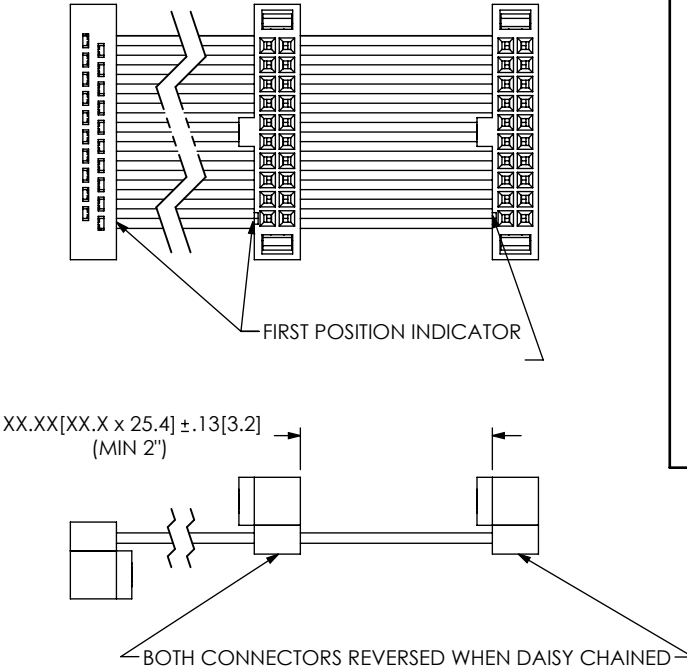


FIG 5

(FFSD-10-D-XX.XX-01-X-N-DXX-M SHOWN)
(SAME AS FIG 1, DIFFERENT AS SHOWN)
(2.00[50.8] MINIMUM, 1.00[25.4] INCREMENTS)

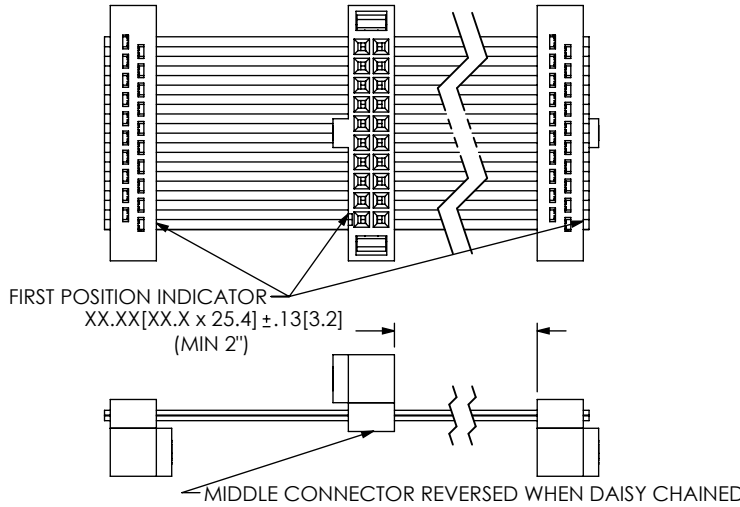
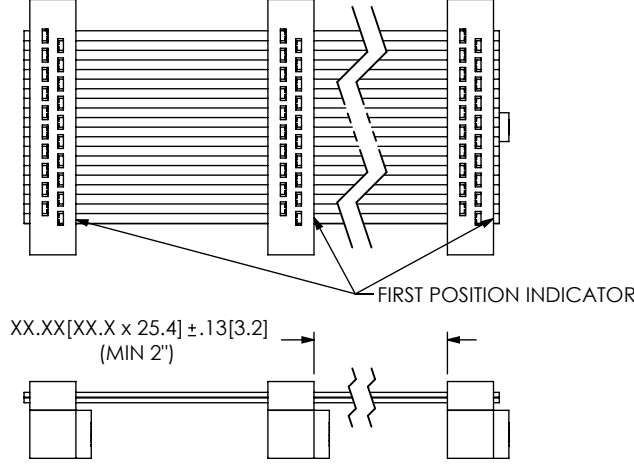


FIG 7

(FFSD-10-D-XX.XX-01-X-N-DXX SHOWN)
(SAME AS FIG 1, DIFFERENT AS SHOWN)
(2.00[50.8] MINIMUM, 1.00[25.4] INCREMENTS)



PROPRIETARY NOTE

THIS DOCUMENT CONTAINS INFORMATION
CONFIDENTIAL AND PROPRIETARY TO
SAMTEC, INC. AND SHALL NOT BE REPRODUCED
OR TRANSFERRED TO OTHER DOCUMENTS OR
DISCLOSED TO OTHERS OR USED FOR ANY
PURPOSE OTHER THAN THAT WHICH IT WAS
OBTAINED WITHOUT THE EXPRESSED WRITTEN
CONSENT OF SAMTEC, INC.

DO NOT SCALE DRAWING

SHEET SCALE: 2:1



520 PARK EAST BLVD, NEW ALBANY, IN 47150
PHONE: 812-944-6733 FAX: 812-948-5047
e-Mail: info@SAMTEC.com code 55322

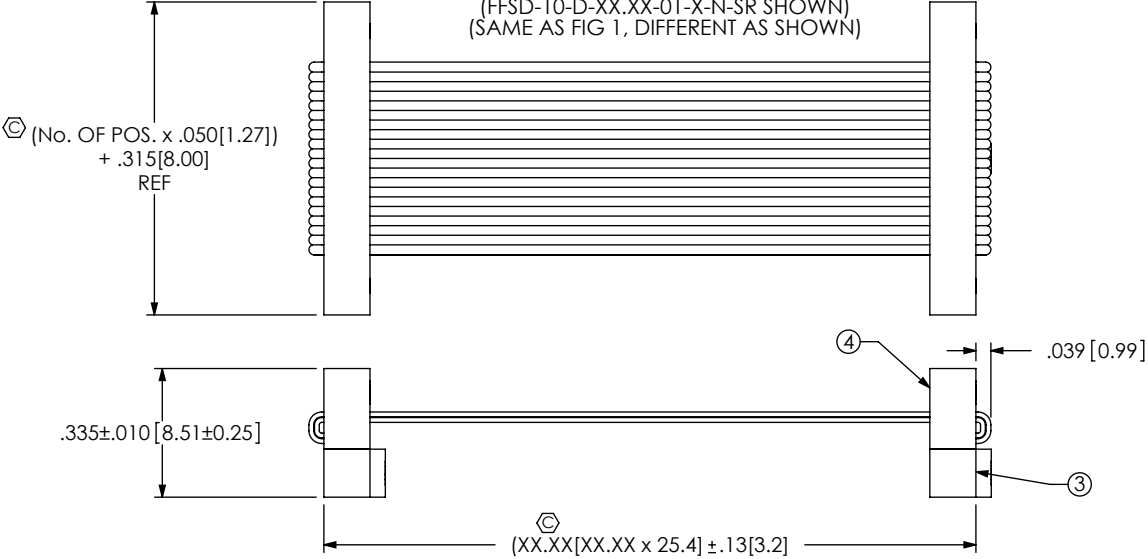
DESCRIPTION:
.050 x .050 DOUBLE ROW FEMALE IDC ASSEMBLY

DWG. NO.
FFSD-XX-X-XX.XX-01-X-X-XXX

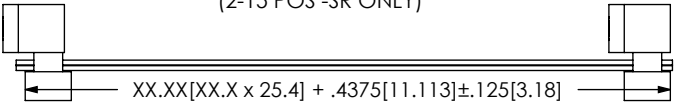
BY: T NEWTON 02/15/2008 SHEET 2 OF 3

FIG 9

STRAIN RELIEF OPTION (POS 2-15 ONLY)
(FFSD-10-D-XX.XX-01-X-N-SR SHOWN)
(SAME AS FIG 1, DIFFERENT AS SHOWN)



IN-PROCESS 1
(2-15 POS -SR ONLY)



IN-PROCESS 2
(2-15 POS -SR ONLY)

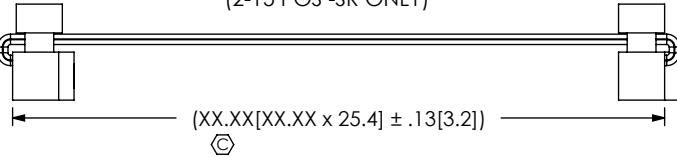
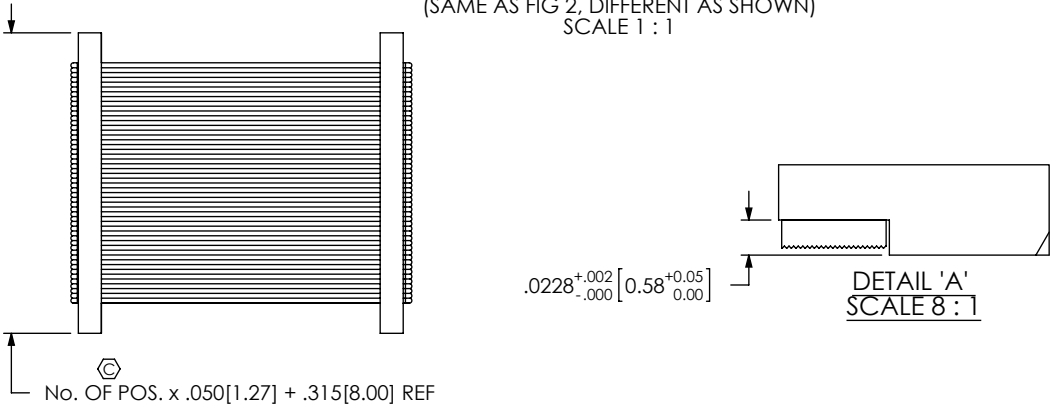


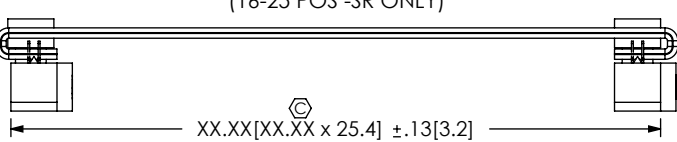
FIG 10
STRAIN RELIEF OPTION (POS 16-25 ONLY)
(FFSD-25-D-XX.XX-01-X-N-SR SHOWN)
(SAME AS FIG 2, DIFFERENT AS SHOWN)
SCALE 1 : 1




IN-PROCESS 1
(16-25 POS -SR ONLY)



IN-PROCESS 2
(16-25 POS -SR ONLY)



IN-PROCESS 3
(16-25 POS -SR ONLY)



PROPRIETARY NOTE
THIS DOCUMENT CONTAINS INFORMATION
CONFIDENTIAL AND PROPRIETARY TO
SAMTEC, INC. AND SHALL NOT BE REPRODUCED
OR TRANSFERRED TO OTHER DOCUMENTS OR
DISCLOSED TO OTHERS OR USED FOR ANY
PURPOSE OTHER THAN THAT WHICH IT WAS
OBTAINED WITHOUT THE EXPRESSED WRITTEN
CONSENT OF SAMTEC, INC.

DO NOT SCALE DRAWING

SHEET SCALE: 2:1

samtec

520 PARK EAST BLVD, NEW ALBANY, IN 47150
PHONE: 812-944-6733 FAX: 812-948-5047
e-Mail info@SAMTEC.com code 55322

DESCRIPTION:
.050 x .050 DOUBLE ROW FEMALE IDC ASSEMBLY

DWG. NO.
FFSD-XX-X-XX.XX-01-X-X-XXX

BY: T NEWTON 02/15/2008 SHEET 3 OF 3

Mouser Electronics

Authorized Distributor

Click to View Pricing, Inventory, Delivery & Lifecycle Information:

[Samtec:](#)

[FFSD-13-D-02.40-01-N-R](#) [FFSD-08-S-02.00-01-F-N](#) [FFSD-08-S-32.00-01-N](#) [FFSD-07-S-05.50-01-N](#) [FFSD-13-S-](#)
[07.01-01-N-RW](#) [FFSD-05-S-19.70-01-N](#) [FFSD-09-S-10.00-01-N](#) [FFSD-09-S-06.00-01-N](#) [FFSD-04-S-16.00-01](#) [FFSD-](#)
[05-S-21.00-01-N](#) [FFSD-20-S-11.81-01-N](#) [FFSD-07-S-05.90-01-N](#) [FFSD-13-S-99.00-01-N](#) [FFSD-02-S-15.00-01](#)
[FFSD-20-S-21.50-01-N-RW](#) [FFSD-25-S-78.74-01-N](#) [FFSD-16-S-24.00-01-N](#) [FFSD-05-S-99.00-01-N](#)