

REV BP

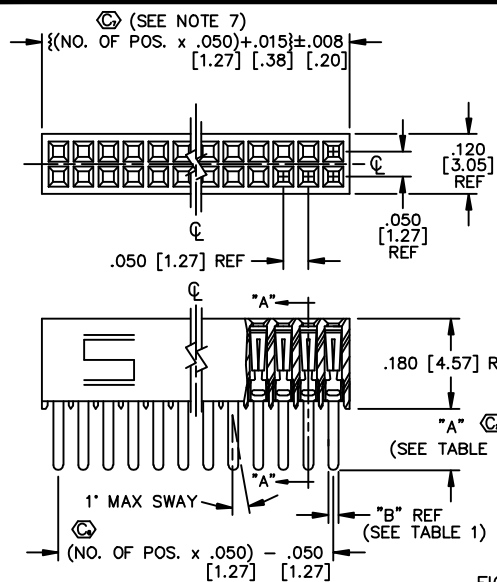


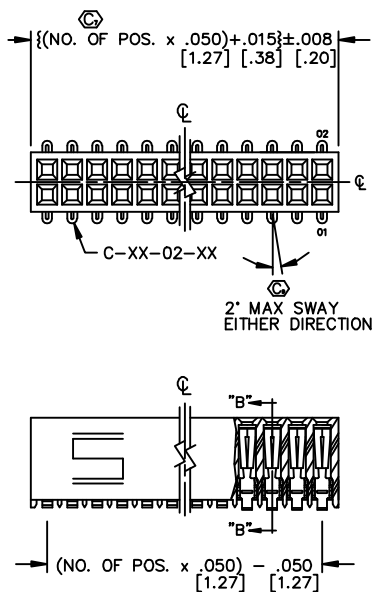
FIG. 1

-X1: THROUGH HOLE

SUFFIX	TAIL LENGTH "A"	TAIL WIDTH "B"
-X1	.120 [3.05]	.020 [.51]
-X3	.075 [1.91]	.016 [.41]

FIG. 2

-X2: SURFACE MOUNT  
DIFFERENT AS SHOWN,  
OTHERWISE SAME AS FIG. 1.



SECT. "B"-"B"

## PROPRIETARY NOTE

THIS DOCUMENT CONTAINS INFORMATION  
CONFIDENTIAL AND PROPRIETARY TO  
SAMTEC INC. AND SHALL NOT BE  
REPRODUCED OR TRANSMITTED IN  
ANY FORM OR BY ANY MEANS, ELECTRONIC  
OR MECHANICAL, INCLUDING PHOTOCOPYING,  
RECORDING, OR BY ANY INFORMATION  
STORAGE AND RETRIEVAL SYSTEM, WITHOUT  
THE WRITTEN CONSENT OF SAMTEC INC.

DIMENSIONS ARE IN INCHES

UNLESS OTHERWISE NOTED

TOLERANCES ARE:

ONE PLACE DECIMALS ±.1 [3]  
TWO PLACE DECIMALS ±.01 [.3]

THREE PLACE DECIMALS ±.005 [.13]  
FOUR PLACE DECIMALS ±.0020 [.051]

ANGLES  
± 2°

SFMCM-1XX-XX-XX-D-XX

NO. OF POSITIONS  
ALL POSITIONS AVAILABLE  
-02 THRU -80  
USE BODY: (SFMCM-80-D)

## LEAD STYLE

- 01: THROUGH HOLE (SEE FIGURE 1)  
USE CONTACT: (C-44-01-XX)
- 02: SURFACE MOUNT (SEE FIGURE 2)  
USE CONTACT: (C-44-02-XX)
- 03: STRAIGHT MODIFIED (SEE FIGURE 1)  
USE CONTACT: (C-44-03-XX)
- L1: THROUGH HOLE (LOW INSERTION) (SEE FIGURE 1)  
USE CONTACT: (C-81-01-XX)
- L2: SURFACE MOUNT (LOW INSERTION) (SEE FIGURE 2)  
USE CONTACT: (C-81-02-XX)
- L3: STRAIGHT MODIFIED (LOW INSERTION) (SEE FIGURE 1)  
USE CONTACT: (C-81-03-XX)
- T1: THROUGH HOLE (PHOS BRONZE) (SEE FIGURE 1)  
USE CONTACT: (C-119-01-XX)
- T2: SURFACE MOUNT (PHOS BRONZE) (SEE FIGURE 2)  
USE CONTACT: (C-119-02-XX)

## OPTIONS

(LEAVE BLANK FOR STANDARD)

- P: PICK AND PLACE PAD (SEE FIGURE 3, SHT 2)  
USE PPP-02 (5 POSITIONS MINIMUM)
- TR: TAPE & REEL (SEE FIG 4, SHT 2)
- K: POLYAMIDE FILM PAD (.005 [.13]  
THICKNESS WITH SILICONE ADHESIVE)  
(SEE FIG 4) (USE K-500-300)  
(4 POS MIN)

## BODY SPECIFICATION

-D: DOUBLE ROW

## PLATING SPECIFICATION

- S: SELECTIVE, 30 Au / 50 NI MIN ON CONTACT, MATTE TIN TAIL
- F: FLASH SELECTIVE, 3 Au / 50 NI MIN ON CONTACT, MATTE TIN TAIL
- H: HEAVY GOLD, 30 Au / 50 NI MIN ON CONTACT, 3 Au / 50 NI MIN ON TAIL  
(ONLY AVAILABLE ON -02, -L2, & -T2 LEAD STYLES)
- FM: FLASH SELECTIVE, 3 Au / 50 NI MIN ON CONTACT, MATTE TIN TAIL
- SM: SELECTIVE, 30 Au / 50 NI MIN ON CONTACT, MATTE TIN TAIL
- L: LIGHT SELECTIVE, 10 Au / 50 NI MIN ON CONTACT, MATTE TIN TAIL

TABLE 2 (SEE NOTE 6)

LEAD STYLE & OPTION	PACKAGING TUBE	PLUG
-X1, -X3, -X3-K	PT-1-24-15-09	TP-24-02
-X2	PT-1-24-14-09	TP-24-02
-X2-K	PT-1-24-14-09	TP-24-02
-X2-P	PT-1-24-01-38	TP-24
-X1-K	PT-1-24-15-09	TP-24-02
-X1-P, -X3-P	PT-1-24-01-09	TP-24

## NOTES:

1. MIN. PUSHOUT FORCE: 5 lb.
2. COPLANARITY: .004 [.10] = POS 02 THRU 26  
.006 [.15] = POS 27 THRU 80
3. Ⓢ REPRESENTS CRITICAL DIMENSION.
4. USE SFMCM-80-D BODY.
5. NOTE DELETED.
6. PACKAGE ONLY POSITIONS -04 THRU -80 IN TUBES;  
LAYER PACKAGE POSITIONS -02 THRU -03.
7. CUT FLASH TO BE .010 MAX WITH NO FLASH EXTENDING BELOW  
LEADS OR IN HOLES OF BODY.
8. MAX HEIGHT VARIATION BETWEEN ANY TWO PINS TO BE .005 [.005].
9. PINS CAN BE ORIENTED IN ANY DIRECTION; BOTH ROWS MUST FACE SAME WAY.

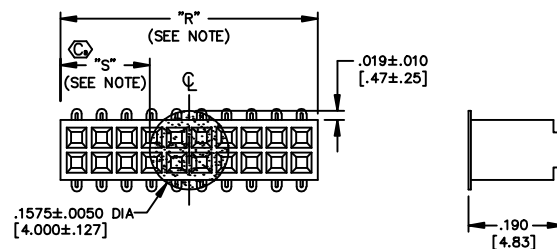


FIGURE 4

-K: POLYAMIDE FILM PAD  
(4 POS MIN)

NOTE: "R" = USED MEASURED DIMENSION (REF)  
"S" = {( "R" - .1575 [4.00] ) / 2 } ± .020 [.51]

## MATERIAL:

BODY:  
LCP, UL 94 VO  
COLOR: BLACK

## CONTACTS:

C-44 & C-66:  
#25 BeCu, 1/2 HARD  
AGE HARDENED  
C-119  
PHOS BRONZE 521

EXISPROD\ASSEMBLY\050  
SFMCM-ASM

**samtec**

520 PARK EAST BLVD. NEW ALBANY, INDIANA 47150  
PHONE (812) 944-6733 P.O. BOX 1147  
CODE 55322

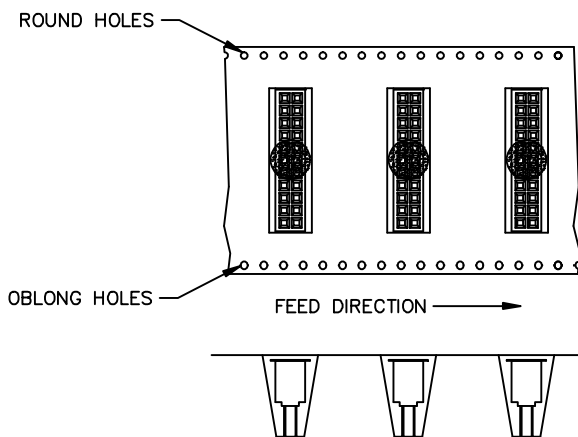
MADE BY:

BRATCHER 10-5-94

SFMCM-1XX-XX-XX-D-XX

SHEET 1 OF 2

REV BP



—TR TAPE AND REEL THROUGH HOLE  
SCALE: .5x

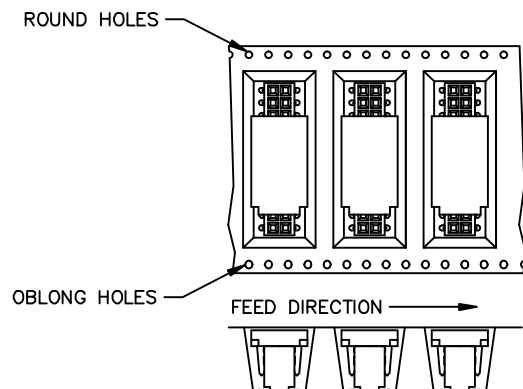
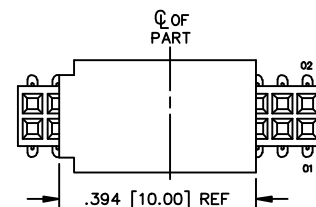


FIG. 4  
—TR TAPE AND REEL SURFACE MOUNT  
SCALE: .5x

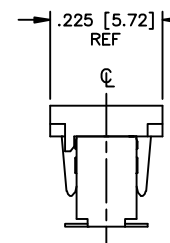
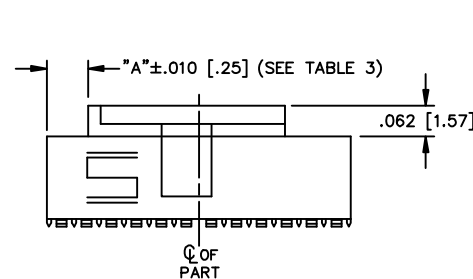
**PROPRIETARY NOTE**  
THIS DOCUMENT CONTAINS INFORMATION  
CONFIDENTIAL AND PROPRIETARY TO  
SAMTEC INC. AND SHALL NOT BE  
REPRODUCED OR TRANSMITTED TO  
OTHER DOCUMENTS OR DISCLOSED TO  
OTHERS OR USED FOR ANY PURPOSE  
OTHER THAN THAT FOR WHICH IT WAS  
OBTAINED WITHOUT THE EXPRESSED  
WRITTEN CONSENT OF SAMTEC INC.

UNLESS OTHERWISE NOTED			TITLE: .050 X .050 CUTTABLE SOCKET STRIP DOUBLE ROW ASSEMBLY	DWG NO: SFCM-1XX-XX-XX-D-XX
DIMENSIONS ARE IN INCHES		TOLERANCES ARE:		
ONE PLACE DECIMALS ±.1 [3]	THREE PLACE DECIMALS ±.005 [.13]	ANGLES ± 2°		
TWO PLACE DECIMALS ±.01 [.3]	FOUR PLACE DECIMALS ±.0020 [.051]			
				SHEET 2 OF 2

TABLE 3		
POS	"A"	
ODD	$\{(No\ OF\ POS \times .050 [1.27]) / 2\} - .1895 [4.813]$	
EVEN	$\{(No\ OF\ POS \times .050 [1.27]) / 2\} - .2145 [5.448]$	



5 POSITION MINIMUM  
FIGURE 3  
—P OPTION  
(PAD TO BE POSITIONED AS SHOWN)



**samtec**

EXISPROD\ASSEMBLY\050  
SFCM2

520 PARK EAST BLVD. NEW ALBANY, INDIANA 47150  
PHONE (812) 944-6733 P.O. BOX 1147  
CODE 55322

MADE BY:  
BRATCHER 10-5-94

SFCM-1XX-XX-XX-D-XX  
SHEET 2 OF 2

# Mouser Electronics

Authorized Distributor

Click to View Pricing, Inventory, Delivery & Lifecycle Information:

[Samtec:](#)

[SFMC-113-02-S-D-P-TR](#) [SFMC-125-01-S-D-TR](#) [SFMC-106-T2-S-D-P-TR](#) [SFMC-130-02-F-D-K](#)