

DO NOT  
SCALE FROM  
THIS PRINT

S1SSX-XX-XXX-XX-XX.XX-LX

## FEP CABLE OPTION

-T: FEP INSULATION  
LEAVE BLANK FOR PVC  
(SEE NOTE 8)

## No OF POSITIONS

-02 THRU -20

## WIRE GAUGE (AWG)

-28, -30

## COLOR CODE

-C: COLOR CODE WIRE  
(SEE TABLE 2, SHT 2)  
LEAVE BLANK FOR STANDARD WIRE  
(SEE TABLE 1, SHT 2)  
NOT AVAILABLE WITH S1SST

## PINOUT

(LEAVE BLANK FOR SINGLE END ASSEMBLY)  
-1: LATCH DOWN, STRAIGHT  
(PIN 1 TO PIN 1, SEE FIG 2, SHT 2)  
-3: LATCH UP, STRAIGHT  
(PIN 1 TO PIN N, SEE FIG 3, SHT 2)

## LATCH OPTION

-L: PLASTIC LATCH

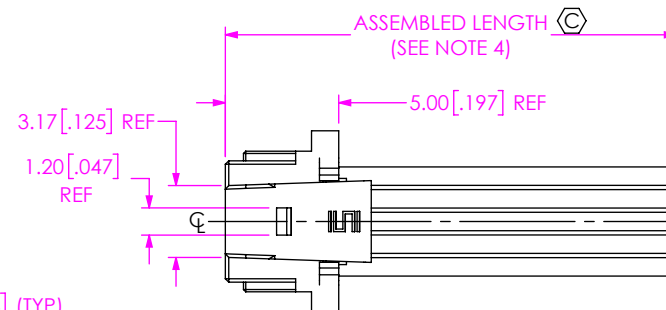
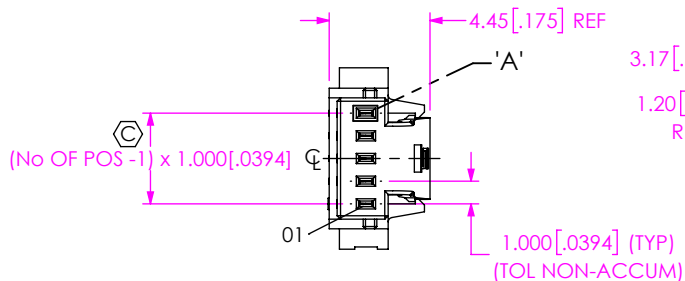
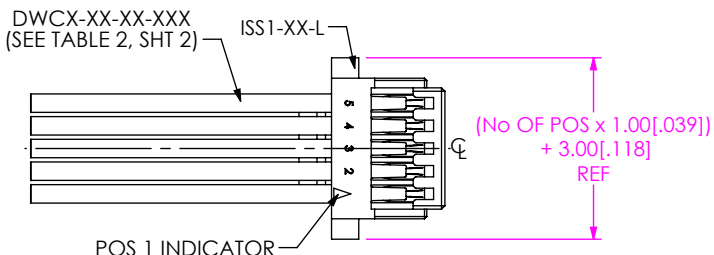
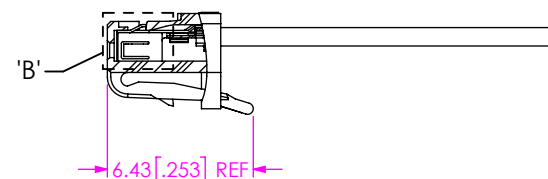
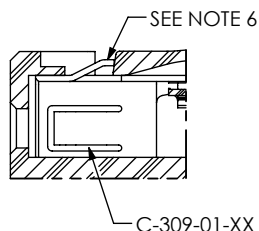
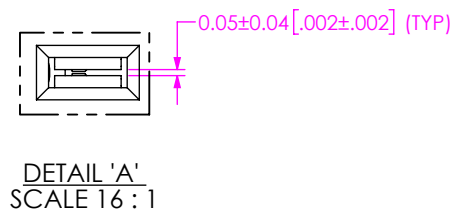
## ASSEMBLED LENGTH

(SPECIFY IN INCHES) 01.80 IN MINIMUM

## PLATING SPECIFICATION

\* -T: BRIGHT ACID TIN CONTACT AND TAIL  
-GF: 3μ" GOLD CONTACT AND TAIL

\* = EXISTING CUSTOMERS ONLY

FIG 1  
S1SS-05-XXX-XX-XX.XX-L SHOWN

## NOTES:

1. Ⓢ REPRESENTS A CRITICAL DIMENSION.
2. MINIMUM PUSHOUT FORCE: SIGNAL: 4.445N [1.0 LB].
3. PARTS TO BE PACKAGED IN BAG.
4. FOR ASSEMBLED LENGTHS LESS THAN 13.00 IN, TOLERANCE SHALL BE ± 3.18 [0.125], FOR OTHER LENGTHS, TOLERANCE SHALL BE ± 2%.
5. REFER TO CRIMP SPECIFICATIONS FOR CRIMP AND STRIP DIMENSIONS, TOLERANCES, TOOLING, AND ITS REQUIREMENTS.
6. CONTACT MUST BE INSERTED UNTIL RETENTION FEATURE LOCKS IN PLACE.
7. ALL FINISHED GOODS ARE TO BE ELECTRICALLY TESTED INCLUDING HI-POT TEST AT 1000 VOLTS DC. AFTER FINAL ELECTRICAL TEST, LABEL WITH 1 ET STAMP ON THE BODY.
8. ASSEMBLIES USING THE FEP OPTION ARE FOR CRIMP APPLICATIONS ONLY.

F:\DWG\MISC\MKTG\S1SSX-XX-XXX-XX-XX.XX-LX-MKT.SLDDRW

UNLESS OTHERWISE SPECIFIED,  
DIMENSIONS ARE IN MILLIMETERS.

## TOLERANCES ARE:

DECIMALS	ANGLES
X.X: ±0.3 [01]	2°
X.XX: ±0.13 [005]	
X.XXX: ±0.051 [0020]	

## PROPRIETARY NOTE

THIS DOCUMENT CONTAINS CONFIDENTIAL AND PROPRIETARY INFORMATION AND ALL DESIGN, MANUFACTURING, REPRODUCTION, USE, PATENT RIGHTS AND SALES RIGHTS ARE EXPRESSLY RESERVED BY SAMTEC, INC. THIS DOCUMENT SHALL NOT BE DISCLOSED, IN WHOLE OR PART, TO ANY UNAUTHORIZED PERSON OR ENTITY NOR REPRODUCED, TRANSFERRED OR INCORPORATED IN ANY OTHER PROJECT IN ANY MANNER WITHOUT THE EXPRESS WRITTEN CONSENT OF SAMTEC, INC.

MATERIAL: DO NOT SCALE DRAWING  
INSULATOR: NYLON, COLOR: WHITE  
CONTACT: PHOS BRONZE

SHEET SCALE: 3:1

520 PARK EAST BLVD, NEW ALBANY, IN 47150  
PHONE: 812-944-6733 FAX: 812-948-5047  
e-Mail: info@SAMTEC.com code 55322

## DESCRIPTION:

1MM CABLE ASSEMBLY

## DWG. NO.

S1SSX-XX-XXX-XX-XX.XX-LX

BY: JESSIE W

8/22/2014

SHEET 1 OF 2

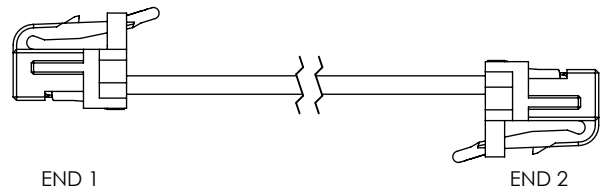


FIG 2  
S1SS-05-XXX-XX-XX.XX-L1 SHOWN  
(DIFFERENT AS SHOWN, OTHERWISE SAME AS FIG 1)

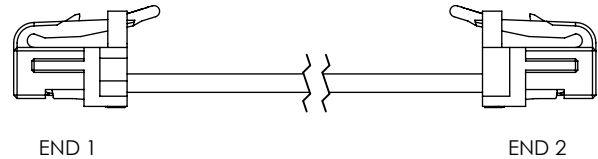


FIG 3  
S1SS-05-XXX-XX-XX.XX-L3 SHOWN  
(DIFFERENT AS SHOWN, OTHERWISE SAME AS FIG 1)

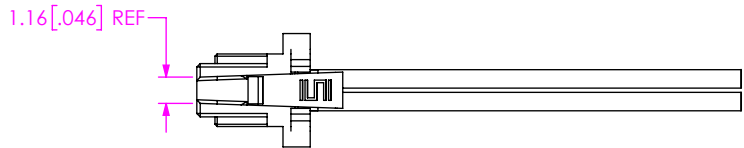


FIG 4  
S1SS-02-XXX-XX-XX.XX-L SHOWN  
(DIFFERENT AS SHOWN, OTHERWISE SAME AS FIG 1)  
(FOR POSITIONS -02 THRU -04)

TABLE 1		
WIRE GAUGE	INSULATION	WIRE PART NUMBER
-28	PVC	DWC-28-10-300
	FEP	DWCT-28-01-TC
-30	PVC	DWC-30-10-300
	FEP	DWCT-30-01-TC

TABLE 2										
S1SS COLOR CODED WIRE SEQUENCE										
PIN #	COLOR									
	BROWN	RED	ORANGE	YELLOW	GREEN	BLUE	VIOLET	GRAY	WHITE	BLACK
	DWC-XX-01-300	DWC-XX-02-300	DWC-XX-03-300	DWC-XX-04-300	DWC-XX-05-300	DWC-XX-13-300	DWC-XX-07-300	DWC-XX-08-300	DWC-XX-09-300	DWC-XX-10-300
	1	2	3	4	5	6	7	8	9	10
	11	12	13	14	15	16	17	18	19	20

TABLE 3 ( OVERALL LENGTH SUBTRACTORS)	
	LENGTH
-S: SINGLE END	.110 [2.79]
-D: DOUBLE END	.220 [5.59]

\* PROPRIETARY NOTE \*  
THIS DOCUMENT CONTAINS CONFIDENTIAL AND PROPRIETARY INFORMATION AND ALL DESIGN, MANUFACTURING, REPRODUCTION, USE, PATENT RIGHTS AND SALES RIGHTS ARE EXPRESSLY RESERVED BY SAMTEC, INC. THIS DOCUMENT SHALL NOT BE DISCLOSED, IN WHOLE OR PART, TO ANY UNAUTHORIZED PERSON OR ENTITY NOR REPRODUCED, TRANSFERRED OR INCORPORATED IN ANY OTHER PROJECT IN ANY MANNER WITHOUT THE EXPRESS WRITTEN CONSENT OF SAMTEC, INC.

DO NOT SCALE DRAWING

SHEET SCALE: 3:1



520 PARK EAST BLVD, NEW ALBANY, IN 47150  
PHONE: 812-944-6733 FAX: 812-948-5047  
e-Mail info@SAMTEC.com code 55322

DESCRIPTION:  
1MM CABLE ASSEMBLY

DWG. NO.  
S1SSX-XX-XXX-XX-XX.XX-LX

BY: JESSIE W 8/22/2014 SHEET 2 OF 2

# Mouser Electronics

Authorized Distributor

Click to View Pricing, Inventory, Delivery & Lifecycle Information:

## Samtec:

[S1SS-03-28-T-05.00-L3](#) [S1SST-20-28-GF-04.00-L1](#) [S1SS-03-28C-GF-08.00-L](#) [S1SS-04-28-GF-01.80-L](#) [S1SS-04-28-GF-02.00-L1](#) [S1SS-04-30-GF-12.00-L1](#) [S1SST-06-28-GF-24.00-L1](#) [S1SST-10-28-GF-20.00-L](#) [S1SS-06-28C-GF-01.80-L](#) [S1SS-07-28-GF-02.00-L1](#) [S1SS-07-28-GF-10.00-L3](#) [S1SS-08-28-GF-01.80-L](#) [S1SS-10-30C-GF-01.80-L](#) [S1SS-15-28C-GF-01.80-L1](#)