

REVISION

NOTES:

- COLOR CODE (C) IS BROWN, RED, ORANGE, YELLOW, GREEN, BLUE, VIOLET, GRAY, WHITE & BLACK (REPEAT). GRAY (G) IS SOLID GRAY WITH ONE EDGE RED. LAMINATE FOR -C IS CLEAR SELF-EXTINGUISHING PVC. LAMINATE FOR -G IS GRAY PVC-FLAME RETARDANT VW-1.
- VENDOR EXCEPTION-BELDEN TO MEASURE .035±.003 FOR BOTH .050 AND .100 C.L. GRAY CABLE. HITACHI TO MEASURE .035±.003 FOR .050 C.L. CABLE.
- AS OF REVISION "U", ALL CABLE ORDERED FROM THE MANUFACTURER WILL BE LEAD FREE.
- WIRE TO BE STRIPPED TO PROPER SPECIFIED NUMBER OF POSITIONS. DIMENSION "A" DOES NOT APPLY TO STRIPPED CABLE.
- INSULATION MUST BE CADMIUM FREE PER RoHS STANDARD.

DATA	COLOR CODED	GRAY
VOLTAGE RATING:	300V	300V
CURRENT RATING:	1 AMP NOM @ 10°C	1 AMP NOM @ 10°C
TEMP RATING:	80°C STANDARD	105°C STANDARD
IMPEDANCE:	92 OHMS NOM.	105 OHMS NOM.
CAPACITANCE:	17 PF/FT(55.8 PF/M) NOM.	15 PF/FT(49.2 PF/M) NOM.
CROSSTALK:	10' SAMPLE: 5 NS RISE TIME WITH TWO LINES DRIVEN NE=6.6%, FE=7.3% NOM.	10' SAMPLE: 5 NS RISE TIME WITH TWO LINES DRIVEN NE=6.2%, FE=7.3% NOM.
PROPAGATION DELAY:	1.4 NS/FT (4.6 NS/M) NOM.	1.4 NS/FT (4.6 NS/M) NOM.
INSUL. RESISTANCE:	10 ¹⁰ OHMS/10 FT (3M) MIN.	10 ¹⁰ OHMS/10 FT (3M) MIN.
UL STYLE NUMBER:	COMPONENT WIRE STYLE 1061 CABLE STYLE 2697	CABLE STYLE 2651

CB-XX-28-7/36-XXX-X

No. CONDUCTORS

-02 THRU -72
SEE TABLE 1 FOR
VENDOR PART NUMBERS
(SEE NOTE 4)

INSULATION TYPE

C: COLOR CODED
G: GRAY
(SEE NOTE 1)

TOTAL AWG

STRANDS/AWG OF
INDIVIDUAL STRANDS

WIRE CENTERLINE

XXX/1000 INCHES

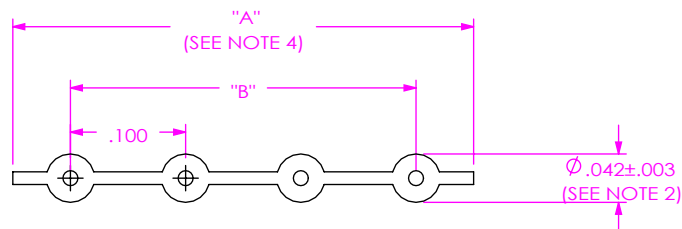


FIG 1

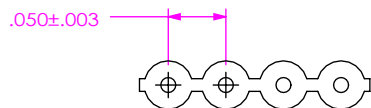


FIG 2

DIFFERENT AS SHOWN, OTHERWISE SAME AS FIG 1

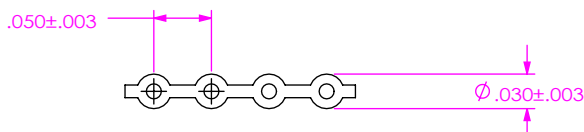


FIG 3

DIFFERENT AS SHOWN, OTHERWISE SAME AS FIG 1

AE

TABLE 1					
PART NUMBER	"A"	"B"	FIG.	VENDOR NUMBER	
				BELDEN	HITACHI
CB-05-28-7/36-100-G	.505	.400±.010	1	SSD1028-100	
CB-16-28-7/36-100-C	1.605	1.50±.010	1		
CB-24-28-7/36-100-G	2.405	2.30±.010	1	YP 4413	
CB-26-28-7/36-100-C	2.605	2.50±.010	1	YP4287	
CB-36-28-7/36-100-C	3.605	3.50±.030	1	YP4286	
CB-36-28-7/36-100-G	3.605	3.50±.030	1	YP3880	
CB-12-28-7/36-050-C	.600	.55±.010	2	YP3775	
CB-72-28-7/36-050-G	3.605	3.55±.020	2	9L28072	23100-072
CB-14-28-7/36-050-C	.700	.65±.010	2	9R28014	
CB-16-28-7/36-050-C	.800	.75±.015	2	9R28016	
CB-24-28-7/36-050-C	1.200	1.15±.015	2	YP4483	
CB-40-28-7/36-050-C	2.000	1.95±.020	2	9R28040	
CB-50-28-7/36-050-C	2.500	2.45±.011	2	9R28050	
CB-50-28-7/36-050-G	2.500	2.45±.011	2	9L28050	
CB-64-28-7/36-050-G	3.200	3.15±.015	2	9L28064	
CB-60-28-7/36-050-C	3.000	2.95±.015	2	9R28060	

UNLESS OTHERWISE SPECIFIED,
DIMENSIONS ARE IN INCHES.

TOLERANCES ARE:

DECIMALS

.XX: ±.01

.XXX: ±.005

.XXXX: ±.0020

PROPRIETARY NOTE

THIS DOCUMENT CONTAINS CONFIDENTIAL AND PROPRIETARY INFORMATION AND ALL DESIGN, MANUFACTURING, REPRODUCTION, USE, PATENT RIGHTS AND SALES RIGHTS ARE EXPRESSLY RESERVED BY SAMTEC, INC. THIS DOCUMENT SHALL NOT BE DISCLOSED, IN WHOLE OR PART, TO ANY UNAUTHORIZED PERSON OR ENTITY NOR REPRODUCED, TRANSFERRED OR INCORPORATED IN ANY OTHER PROJECT IN ANY MANNER WITHOUT THE EXPRESS WRITTEN CONSENT OF SAMTEC, INC.

samtec

520 PARK EAST BLVD. NEW ALBANY, IN 47150
PHONE: 812-944-6733 FAX: 812-948-5047
e-Mail: info@SAMTEC.com code 55322

DO NOT SCALE DRAWING

SHEET SCALE: 6:1

DESCRIPTION:

INSULATION DISPLACEMENT CABLE

DWG. NO.

CB-XX-28-7/36-XXX-X

BY: PURVIS

01/08/1987

SHEET 1 OF 1

Mouser Electronics

Authorized Distributor

Click to View Pricing, Inventory, Delivery & Lifecycle Information:

[Samtec:](#)

[CB-16-28-7/36-100-C](#) [CB-26-28-7/36-100-C](#) [CB-24-28-7/36-100-G](#)