

RF047-A-M0SP-M0SJ-0152

RF047-A-M0SJ-M0SJ-0152

RF047-A SERIES

50 Ω .047" DIA CABLE TO 65 GHz

SPECIFICATIONS

For complete specifications
see www.samtec.com?RF047-A

RF Connector:

Outer Contact Material:

BeCu (SMPM)
Stainless Steel
(1.85 mm, 2.92 mm)

Contact Material:

BeCu

Insulator Material:

PTFE (SMPM)
ULTEM (1.85 mm & 2.92 mm).

Impedance:

50 Ω

Frequency Range:

0-65 GHz (1.85mm)
0-40 GHz (SMPM, 2.92mm)

Return Loss (Max.):

-15.56 dB (SMPM & 1.85 mm)
-16.45 dB (2.92 mm)

VSWR (Max.):

1.40 (SMPM & 1.85 mm)
1.35 (2.92 mm)

CCA-047-PFA

(.047") Cable:

Impedance:

50 Ω microwave

Capacitance:

29 pF/ft

Max Attenuation

(cable only):

-0.34 dB @ 1 GHz for 1 meter

Conductor Size:

29 AWG (0.29 mm) .011" dia.

Conductor Material:

Silver plated copper

Insulator Material:

PFA

Operating Temp:

-65 °C to +150 °C

Shield Material:

Silver plated copper

Jacket Material:

FEP, Blue

Jacket Diameter:

(1.42 mm) .056" dia.

Bend Radius:

10 mm

Mates with:
SMPM, 292

Push-on for
quick/easy mating

Frequency to
65 GHz

(1.2 mm) .047"
overshield DIA

CABLE TYPE

END 1

END 2

OVERALL
LENGTH

RF047-A

= (1.2 mm) .047"

overshield DIA

29 AWG Microwave cable

Specify CONNECTOR from chart

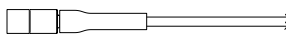
—"XXXX"
= Overall Length
in millimeters
-0100 (0100 mm)
3.937" minimum

XXXX = OAL (millimeters)

-M0SJ-M0SP SHOWN

CONNECTOR

-M0SP = SMPM
Straight Plug, Full Detent
(30 μ " (0.76 μ m) Gold
on Center Contact,
10 μ " (0.25 μ m) Gold on Shell)

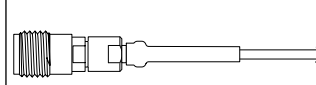


M0SJ = SMPM
Straight Jack
(30 μ " (0.76 μ m) Gold
on Center Contact,
10 μ " (0.25 μ m) Gold on Shell)



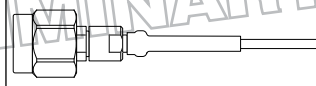
CONNECTOR

-92SJ = 2.92 mm
Straight Jack
-18SJ = 1.85 mm
Straight Jack
-24SJ = 2.40 mm
Straight Jack



(50 μ " (1.27 μ m) Gold
on Center Contact,
Passivated on Shell)

-92SP = 2.92 mm
Straight Plug
-18SP = 1.85 mm
Straight Plug
-24SP = 2.40 mm
Straight Plug



(50 μ " (1.27 μ m) Gold
on Center Contact,
Passivated on Shell)

Due to technical progress, all designs, specifications and components are subject to change without notice.

WWW.SAMTEC.COM

All parts within this catalog are built to Samtec's specifications.

Customer specific requirements must be approved by Samtec and identified in a Samtec customer-specific drawing to apply.

Mouser Electronics

Authorized Distributor

Click to View Pricing, Inventory, Delivery & Lifecycle Information:

Samtec:

[RF047-A-18SP-18SP-0152](#) [RF047-A-92SP-92SP-0305](#) [RF047-A-92SP-92SP-0610](#) [RF047-A-18SP-18SP-0305](#)
[RF047-A-92SP-92SP-0152](#) [RF047-A-92SP-M0SJ-0152](#) [RF047-A-92SP-M0SJ-0305](#) [RF047-A-92SP-M0SJ-0610](#)
[RF047-A-M0SJ-M0SJ-0152](#) [RF047-A-M0SJ-M0SJ-0305](#) [RF047-A-M0SJ-M0SJ-0610](#)