


QTT-117-04-G-5



QST-117-02-G-T

(2,00 mm) .0787"

QTT, QST SERIES

POWER PLANE TERMINAL & SOCKET

SPECIFICATIONS

For complete specifications see www.samtec.com?QTT or www.samtec.com?QST

Insulator Material: Black Liquid Crystal Polymer

Terminal Material (QTT): Phosphor Bronze

Contact Material (QST): Phosphor Bronze

Operating Temp Range: -55°C to +105°C with Tin; -55°C to +125°C with Gold

Plating: Sn or Au over 50µ" (1,27 µm) Ni

Insertion Force (QST): 4 oz (1,11 N) avg

Withdrawal Force (QST): 3 oz (0,837 N) avg

Impedance: 50Ω ±5% @ 170 MHz

50Ω ±20% @ 253 MHz (system @ 50Ω)

RoHS Compliant: Yes

RoHS Compliant: Yes

RoHS Compliant: Yes

RoHS Compliant: Yes

RoHS Compliant: Yes

RoHS Compliant: Yes

RoHS Compliant: Yes

RoHS Compliant: Yes

RoHS Compliant: Yes

RoHS Compliant: Yes

RoHS Compliant: Yes

RoHS Compliant: Yes

RoHS Compliant: Yes

RoHS Compliant: Yes

RoHS Compliant: Yes

RoHS Compliant: Yes

RoHS Compliant: Yes

RoHS Compliant: Yes

RoHS Compliant: Yes

RoHS Compliant: Yes

RoHS Compliant: Yes

RoHS Compliant: Yes

RoHS Compliant: Yes

RoHS Compliant: Yes

RoHS Compliant: Yes

RoHS Compliant: Yes

RoHS Compliant: Yes

RoHS Compliant: Yes

RoHS Compliant: Yes

RoHS Compliant: Yes

RoHS Compliant: Yes

RoHS Compliant: Yes

RoHS Compliant: Yes

RoHS Compliant: Yes

RoHS Compliant: Yes

RoHS Compliant: Yes

RoHS Compliant: Yes

RoHS Compliant: Yes

RoHS Compliant: Yes

RoHS Compliant: Yes

RoHS Compliant: Yes

RoHS Compliant: Yes

RoHS Compliant: Yes

RoHS Compliant: Yes

RoHS Compliant: Yes

RoHS Compliant: Yes

RoHS Compliant: Yes

RoHS Compliant: Yes

RoHS Compliant: Yes

QTT - **1** NO. PINS PER ROW

LEAD STYLE

Specify LEAD STYLE from chart

LEAD STYLE	A
-01	(7,00) .276
-02	(9,00) .355
-03	(11,00) .433
-04	(13,00) .512

PLATING OPTION

-G = 20µ" (0,51 µm) Gold on contact area Gold flash on tail

-S = 30µ" (0,76 µm) Gold on contact area, Tin on tail

-L = 10µ" (0,25 µm) Gold on contact area, Tin on tail

-F = Gold flash on contact area, Tin on tail

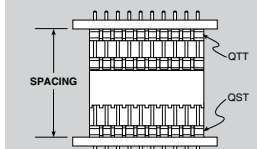
ROW OPTION

-T = Triple Row (Row 2 is Ground Plane)

-5 = Five Row (Rows 2 and 4 are Ground Planes)

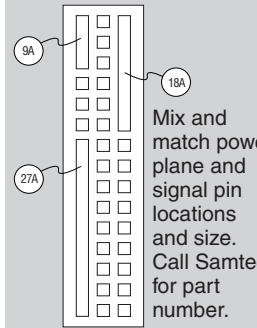
10 thru 50

APPLICATIONS



QTT	QST	SPACING
-01	-02	(19,71) .776
-02	-02	(21,72) .855
-03	-03	(27,51) 1.083
-04	-04	(32,31) 1.272

OTHER SOLUTIONS



Note: Some lengths, styles and options are non-standard, non-returnable.

QST - **1** NO. PINS PER ROW

LEAD STYLE

Specify LEAD STYLE from chart

LEAD STYLE	A	B
-01	(16,21) .638	(5,39) .212
-02	(12,70) .500	(3,18) .125
-03	(16,51) .650	(2,29) .090
-04	(19,30) .760	

PLATING OPTION

-G = 20µ" (0,51 µm) Gold on contact area, Gold flash on tail

-S = 30µ" (0,76 µm) Gold on contact area, Tin on tail

-L = 10µ" (0,25 µm) Gold on contact area, Tin on tail

-F = Gold flash on contact area, Tin on tail

ROW OPTION

-T = Triple Row (Row 2 is Ground Plane)

-5 = Five Row (Rows 2 and 4 are Ground Planes)

10 thru 50

Mouser Electronics

Authorized Distributor

Click to View Pricing, Inventory, Delivery & Lifecycle Information:

Samtec:

[QTT-150-02-F-T](#) [QTT-150-04-S-T](#) [QTT-110-04-L-T](#) [QTT-120-02-F-T](#) [QTT-130-03-L-T](#) [QTT-110-01-G-T](#) [QTT-130-01-L-T](#) [QTT-150-02-F-5](#) [QTT-110-03-F-T](#) [QTT-110-03-S-T](#) [QTT-150-04-F-T](#) [QTT-150-04-S-5](#) [QTT-140-01-S-T](#) [QTT-120-03-G-5](#) [QTT-120-03-L-5](#) [QTT-120-03-S-5](#) [QTT-140-02-L-5](#) [QTT-110-01-F-T](#) [QTT-120-02-L-5](#) [QTT-130-01-L-5](#) [QTT-130-03-S-5](#) [QTT-150-04-F-5](#) [QTT-110-01-F-5](#) [QTT-120-02-L-T](#) [QTT-110-02-F-5](#) [QTT-120-04-F-T](#) [QTT-130-01-S-5](#) [QTT-130-03-G-5](#) [QTT-140-01-F-T](#) [QTT-140-01-G-T](#) [QTT-120-01-G-T](#) [QTT-150-01-G-5](#) [QTT-110-02-G-T](#) [QTT-130-01-G-T](#) [QTT-130-03-S-T](#) [QTT-150-01-F-5](#) [QTT-110-03-S-5](#) [QTT-110-04-L-5](#) [QTT-130-01-S-T](#) [QTT-130-02-F-T](#) [QTT-130-02-L-T](#) [QTT-130-02-S-5](#) [QTT-115-02-S-T](#) [QTT-115-04-S-T](#) [QTT-140-02-L-T](#) [QTT-150-01-G-T](#) [QTT-110-01-L-T](#) [QTT-126-02-S-T](#) [QTT-110-03-F-5](#) [QTT-120-01-L-5](#) [QTT-120-04-L-5](#) [QTT-140-03-G-5](#) [QTT-110-04-S-5](#) [QTT-150-01-L-T](#) [QTT-117-03-F-T](#) [QTT-120-01-G-5](#) [QTT-150-01-S-T](#) [QTT-150-02-L-5](#) [QTT-130-02-L-5](#) [QTT-130-04-L-T](#) [QTT-140-01-S-5](#) [QTT-150-01-S-5](#) [QTT-150-02-S-5](#) [QTT-120-02-G-5](#) [QTT-110-01-S-5](#) [QTT-110-03-L-T](#) [QTT-122-02-F-T](#) [QTT-121-03-S-T](#) [QTT-125-01-G-5](#) [QTT-115-01-S-T](#) [QTT-115-02-F-5](#) [QTT-115-03-S-T](#) [QTT-119-02-G-5](#) [QTT-140-04-S-T](#) [QTT-150-02-G-T](#) [QTT-140-02-S-5](#) [QTT-111-03-L-T](#) [QTT-113-04-L-T](#) [QTT-120-03-F-T](#) [QTT-121-02-S-T](#) [QTT-140-03-L-T](#) [QTT-116-02-G-T](#) [QTT-150-03-L-T](#) [QTT-134-04-L-T](#) [QTT-121-04-L-T](#) [QTT-126-03-S-T](#) [QTT-121-01-S-T](#) [QTT-120-01-F-T](#) [QTT-140-01-L-T](#) [QTT-140-02-F-T](#) [QTT-125-02-L-T](#) [QTT-139-02-F-5](#) [QTT-125-02-F-T](#) [QTT-116-03-L-T](#)