




(0.635 mm) .025" PITCH • QTS/QSS SERIES

NRZ
25
Gbps



QTS
Board Mates:
QSS

QSS
Board Mates:
QTS

QTS/QSS

Cable Mates:
SQCD

Standoffs:
SO

SPECIFICATIONS

Insulator Material:

Liquid Crystal Polymer

Contact Material:

Phosphor Bronze

Plating:

Au or Sn over
50 μ" (1.27 μm) Ni

Operating Temp Range:

-55 °C to +125 °C

Current Rating:

Contact:
1.3 A per pin (2 pins powered)

Ground Plane:

23.1 A per ground plane
(1 ground plane powered)

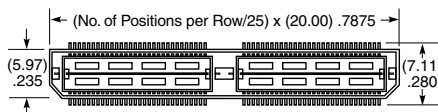
Voltage Rating:

275 VAC/389 VDC

Max Cycles:

100

QTS	NO. OF POSITIONS PER ROW	LEAD STYLE	PLATING OPTION	D	A	OTHER OPTIONS	"X"R
	-025, -050, -075 (50 total positions per bank)	Specify LEAD STYLE from Chart	-F = Gold flash on contact, Matte Tin on tail -L = 10 μ" (0.25 μm) Gold on contact, Matte Tin on tail -C = 50 μ" (1.27 μm) Electro-Polished Selective Gold on contact, Matte Tin on tail (passes 10 year MFG testing)			-K = (7.00 mm) .275" DIA Polyimide film Pick & Place Pad	Leave blank for Tray Packaging -TR = Tape & Reel -FR = Full Reel Tape & Reel must order max. quantity per reel; contact Samtec for quantity breaks)



QTS LEAD STYLE	A	MATED HEIGHT WITH QSS
-01	(4.27) .168	(5.00) .197
-02	(7.26) .286	(8.00) .315

*Processing conditions will affect mated height. See SO Series for board space tolerances.

View complete specifications at: samtec.com?QTS

PROCESSING

Lead-Free Solderable:

Yes

QTS SMT Lead Coplanarity:

(0.10 mm) .004" max
(025-075)

QSS SMT Lead Coplanarity:

(0.10 mm) .004" max
(025-050)

(0.15 mm) .006" max (075)*

*(.004" stencil solution

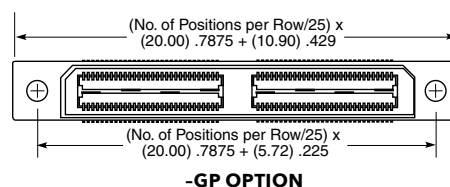
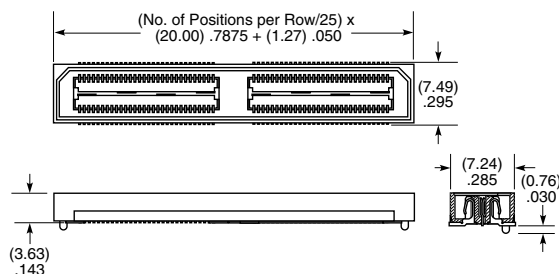
may be available; contact

ipg@samtec.com)

Board Stacking:

For applications requiring more than two connectors contact ipg@samtec.com

QSS	NO. OF POSITIONS PER ROW	01	PLATING OPTION	D	A	OTHER OPTIONS	"X"R
	-025, -050, -075 (50 total positions per bank)		-F = Gold flash on contact, Matte Tin on tail -L = 10 μ" (0.25 μm) Gold on contact, Matte Tin on tail -C = 50 μ" (1.27 μm) Electro-Polished Selective Gold on contact, Matte Tin on tail (passes 10 year MFG testing)			-GP = Guide Holes for mating with QTS-RA -K = (8.25 mm) .325" DIA Polyimide Film Pick & Place Pad	Leave blank for Tray Packaging -TR = Tape & Reel -FR = Full Reel Tape & Reel must order max. quantity per reel; contact Samtec for quantity breaks)



-GP OPTION

Note:
Some lengths, styles and options are non-standard, non-returnable.

View complete specifications at: samtec.com?QSS

samtec.com/QStrip

F-224 (Rev 25FEB25)

Mouser Electronics

Authorized Distributor

Click to View Pricing, Inventory, Delivery & Lifecycle Information:

[Samtec:](#)

[QSS-050-01-L-D-LC-K](#)