



(0.635 mm) .025"

QMS-052-06.75-L-D-PC4

QMS-078-05.75-L-D-RF1

QMS-PC, QMS-RF SERIES

HIGH-SPEED COMBO RF & POWER

SPECIFICATIONS

For complete specifications and recommended PCB layouts see www.samtec.com/QMS

Insulator Material:

Liquid Crystal Polymer

Terminal & Ground Plane Material:

Phosphor Bronze

Plating:

Au over 50 μ " (1.27 μ m) Ni

(Tin on Ground Plane Tail)

Current Rating:

Signal Contact:

2.6 A per pin

(2 pins powered)

Power Contact:

4.0 A per pin

(4 pins powered per end)

Ground Plane:

15.7 A per ground plane

(1 ground plane powered)

Voltage Rating:

300 VAC mated with QFS

Operating Temp:

-55 °C to +125 °C

RoHS Compliant:

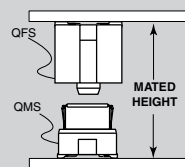
Yes

Board Mates:

QFS-PC, QFS-RA-PC,

QFS-RF

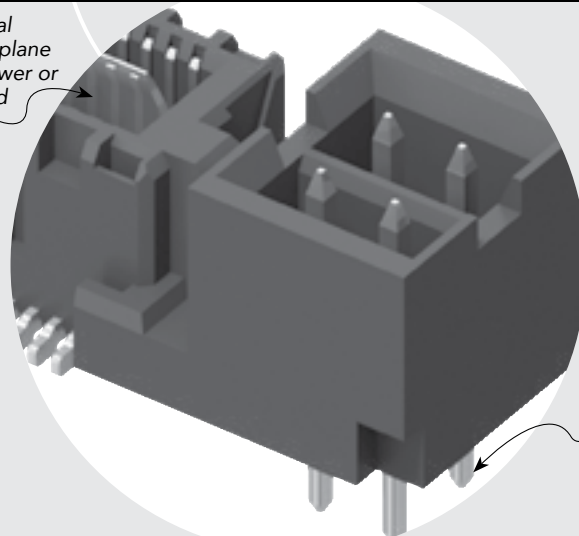
APPLICATION



QMS LEADSTYLE	MATED HEIGHT*
-05.75	(10.00) .394
-06.75	(11.00) .433

*Processing conditions will affect mated height. See SO Series for board space tolerances.

Integral metal plane for power or ground



Choice of Power and RF options

PROCESSING

Lead-Free Solderable:

Yes

SMT Lead Coplanarity:

(0.10 mm) .004" max (026-078)

Board Stacking:

For applications requiring more than two connectors per board, contact ipg@samtec.com

RECOGNITIONS

For complete scope of recognitions see www.samtec.com/quality



ALSO AVAILABLE (MOQ Required)

- Other platings
- Differential Pairs
- Retention Pins
- 8 Power Pins/End for (1.60 mm) 0.62" thick board
- 4 or 8 Power Pins/End for (2.36 mm) .093" thick board
- 2 RF Connectors/End
- Hot Pluggable

Note:

Some lengths, styles and options are non-standard, non-returnable.

QMS — NO. OF PINS PER ROW — LEAD STYLE — PLATING OPTION — D — END OPTION — "X"R

-026, -052, -078
(52 total pins per bank)

Specify LEAD STYLE FROM chart

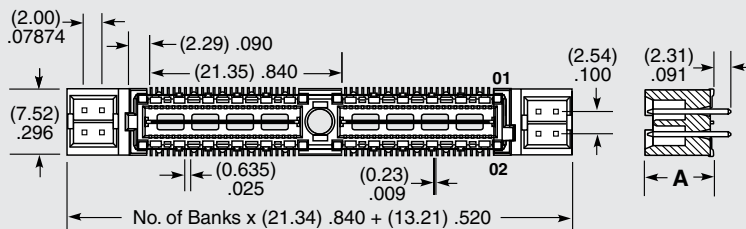
LEAD STYLE	A
-05.75	(5.38) .212
-06.75	(6.35) .250

-L
= 10 μ " (0.25 μ m)
Gold on Signal Pins and Ground Plane
(Tin on Signal Pin tails, and Ground Plane tails)

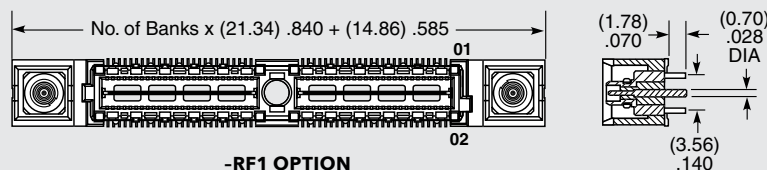
-PC4
= 4 Power Pins per End for (1.60 mm) .062" thick Board (not available with -RF1)

-RF1
= One RF Plug per End (-05.75 only, not available with -PC4)

-TR
= Tape & Reel
-FR
= Full Reel Tape & Reel (must order max. quantity per reel; contact Samtec for quantity breaks)



-PC4 OPTION



-RF1 OPTION

OTHER SOLUTIONS



See SO Series for precision machined standoffs.

Mouser Electronics

Authorized Distributor

Click to View Pricing, Inventory, Delivery & Lifecycle Information:

[Samtec:](#)

[ASP-142781-03](#) [ASP-129637-03](#)