




NRZ
25
Gbps



(0.635 mm) .025" PITCH • QMS/QFS SERIES

QMS
Board Mates:
QFS

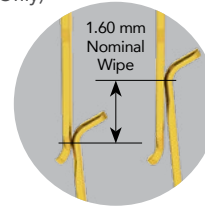
QFS
Board Mates:
QMS

QMS/QFS
Cable Mates:
6QCD

Standoffs:
SO, JSOM

QMS	PINS PER ROW NO. OF PAIRS	LEAD STYLE	PLATING OPTION	TYPE	A	OTHER OPTION
-----	---------------------------	------------	----------------	------	---	--------------

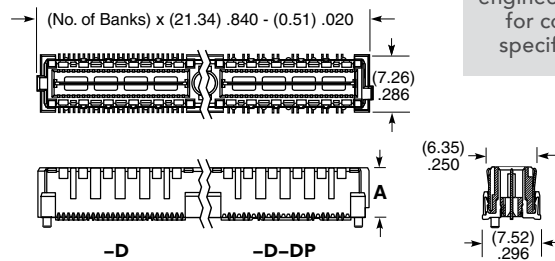
	-026, -052, -078 (52 total pins per bank = -D)	Specify LEAD STYLE from Chart	-L = 10 μm (0.25 μm) gold on contact, Matte Tin on tail (-05.75 & -06.75 Lead Style Only)	-D = Single-Ended		-K = (5.50 mm) .217" DIA Polyimide film Pick & Place Pad
	-016, -032, -048 (16 pairs per bank = -D-DP)		-SL = 10 μm (0.25 μm) gold on contact, Matte Tin on tail (-09.75 Lead Style Only)	-D-DP = Differential Pair		
	(-078 & -048 N/A with -09.75 Lead Style)					



PACKAGING OPTION
Tape & Reel Options (-TR & -FR) available. Visit series web page and view engineering prints for complete specifications.

MATED HEIGHT*			
QMS LEAD STYLE	A	QFS LEAD STYLE	
		-4.25	-6.25
-05.75	(5.38) .212	10 mm	12 mm
-06.75	(6.35) .250	11 mm	13 mm
-09.75	(9.35) .368	14 mm	16 mm

*Processing conditions will affect mated height. See SO Series for board space tolerances.



SPECIFICATIONS

Insulator Material: Liquid Crystal Polymer
Contact & Ground Plane Material: Phosphor Bronze
Plating: Au over 50 μm (1.27 μm) Ni (Tin on Ground Plane Tail)
Current Rating: Contact: 2.6 A per pin (2 pins powered)
Ground Plane: 15.7 A per ground plane (1 ground plane powered)
Operating Temp Range: -55 °C to +125 °C
Voltage Rating: 300 VAC when mated

PROCESSING

Lead-Free Solderable: Yes
QMS SMT Lead Coplanarity: (0.10 mm) .004" max (026-052) (0.15 mm) .006" max (078)*
*(.004" stencil solution may be available; contact ipg@samtec.com)
QFS SMT Lead Coplanarity: (0.10 mm) .004" max (026-078)
Board Stacking: For applications requiring more than two connectors contact ipg@samtec.com

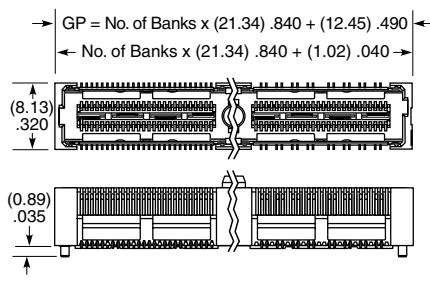
STANDARDS

SUMIT™
PCI/104-Express™
PCI/104-Express™ OneBank
Visit samtec.com/standards for more information, including mated heights and complete part numbers.

View complete specifications at: samtec.com?QMS

QFS	PINS PER ROW NO. OF PAIRS	LEAD STYLE	PLATING OPTION	TYPE	A	OTHER OPTION
-----	---------------------------	------------	----------------	------	---	--------------

	-026, -052, -078 (52 total pins per bank = -D)	Specify LEAD STYLE from Chart	-L = 10 μm (0.25 μm) gold on contact, Matte Tin on tail (-04.25 Lead Style only)	-D = Single-Ended		-GP = Guide Holes (-04.25 Lead Style only)
	-016, -032, -048 (16 pairs per bank = -D-DP)		-SL = 10 μm (0.25 μm) gold on contact, Matte Tin on tail (-06.25 Lead Style only)	-D-DP = Differential Pair (-04.25 Lead Style only)		



LEAD STYLE	A
-04.25	(7.44) .299
-06.25	(9.42) .371

PACKAGING OPTION
Tape & Reel Options (-TR & -FR) available. Visit series web page and view engineering prints for complete specifications.

Note: Some lengths, styles and options are non-standard, non-returnable.

View complete specifications at: samtec.com?QFS

See pg 46-47 for Right-Angle & Edge Mount options.

Mouser Electronics

Authorized Distributor

Click to View Pricing, Inventory, Delivery & Lifecycle Information:

Samtec:

[QFS-026-04.25-L-D-A](#) [QFS-026-04.25-H-D-A](#) [QFS-052-01-SL-D-RA](#) [QFS-026-04.25-L-D-RF1](#) [QFS-078-04.25-L-D-PT4](#) [QFS-026-04.25-L-D-A-RT1](#) [QFS-052-01-SL-D-EM2](#) [QFS-078-02-SL-D-RA](#) [QFS-026-06.25-SL-D-A](#) [QFS-078-06.25-SL-D-A](#) [QFS-026-01-SL-D-RA](#) [QFS-016-04.25-L-D-DP-A](#) [QFS-026-04.25-L-D-PT4](#) [QFS-026-04.25-L-D-A-P-TR](#) [QFS-078-01-SL-D-RA](#) [QFS-026-04.25-L-D-A-GP](#) [QFS-026-04.25-L-D](#) [QFS-052-06.25-SL-D-A](#) [QFS-052-04.25-L-D-A-GP](#) [QFS-078-04.25-L-D-A](#) [QFS-026-04.25-L-D-PC4](#) [QFS-052-04.25-L-D-A](#) [QFS-052-04.25-L-D-A-GP-P-TR](#) [QFS-032-04.25-L-D-DP-A](#) [QFS-052-04.25-H-D-A-P](#) [QFS-052-04.25-L-D-PT4](#) [QFS-078-04.25-L-D-PC4](#) [QFS-078-04.25-L-D-A-GP](#) [QFS-052-04.25-L-D-PC4](#) [QFS-016-04.25-L-D-DP-PC4](#) [QFS-104-01-SL-D-RA](#) [QFS-052-01-S-D-EM2](#) [QFS-032-01-SL-D-DP-RA](#) [QFS-104-02-S-D-RA-K](#) [QFS-052-04.25-H-D](#) [QFS-016-01-L-D-DP-RA](#) [QFS-016-04.25-L-D-DP-PC8](#) [QFS-026-04.25-H-D-A-RT1](#) [QFS-026-04.25-L-D-PT8](#) [QFS-032-04.25-L-D-DP-PC4](#) [QFS-032-04.25-L-D-DP-PC8](#) [QFS-048-01-SL-D-DP-RA](#) [QFS-052-01-SL-D-RA-PC4](#) [QFS-052-04.25-L-D-A-TR](#) [QFS-104-01-S-D-RA-K](#) [QFS-104-04.25-H-D-A-GP](#) [QFS-016-04.25-L-D-DP-A-GP](#) [QFS-032-04.25-L-D-DP-A-P](#) [QFS-048-01-SL-D-DP-RA-K](#) [QFS-052-01-SL-D-EM2-TR](#) [QFS-052-01-SL-D-RA-K-TR](#) [QFS-052-04.25-H-D-PC4](#) [QFS-064-01-SL-D-DP-RA-K](#) [QFS-016-01-S-D-DP-RA](#) [QFS-016-02-SL-D-DP-RA-K](#) [QFS-026-01-SL-D-EM2](#) [QFS-026-01-SL-D-RA-K](#) [QFS-026-04.25-L-D-A-P](#) [QFS-032-04.25-H-D-DP-A-RT1](#) [QFS-048-04.25-L-D-DP-PC4](#) [QFS-052-01-S-D-RA](#) [QFS-052-01-S-D-RA-PC4](#) [QFS-052-04.25-H-D-RF1](#) [QFS-052-06.25-SL-D-A-P-TR](#) [QFS-078-01-SL-D-RA-PC8](#) [QFS-078-04.25-L-D-RF2](#) [QFS-016-04.25-L-D-DP-A-P](#) [QFS-026-01-S-D-EM2](#) [QFS-026-01-SL-D-RA-PC8](#) [QFS-026-04.25-L-D-PC8](#) [QFS-026-04.25-L-D-RF1-TR](#) [QFS-032-04.25-L-D-DP-PT4](#) [QFS-052-01-SL-D-RA-PC4-K](#) [QFS-052-04.25-L-D-P](#) [QFS-052-04.25-L-D-PC4-P](#) [QFS-064-04.25-L-D-DP-A-P](#) [QFS-078-01-S-D-EM2](#) [QFS-078-04.25-L-D-A-GP-P](#) [QFS-078-04.25-L-D-A-P](#) [QFS-078-04.25-L-D-A-P-TR](#) [QFS-104-01-SL-D-EM2](#) [QFS-104-01-SL-D-RA-K](#) [QFS-016-01-S-D-DP-RA-PC4](#) [QFS-016-01-SL-D-DP-RA-K](#) [QFS-032-04.25-H-D-DP-PC4](#) [QFS-078-01-SL-D-RA-PC4](#) [QFS-078-04.25-H-D-A](#) [QFS-078-04.25-H-D-A-GP](#) [QFS-078-04.25-L-D-PT8](#) [QFS-078-04.25-L-D-RF1](#) [QFS-078-06.25-S-D-A](#) [QFS-026-04.25-H-D-PC4](#) [QFS-026-04.25-H-D-PC8](#) [QFS-026-04.25-H-D-RF2](#) [QFS-026-04.25-L-D-RF2-P](#) [QFS-032-04.25-L-D-DP-A-TR](#) [QFS-052-04.25-L-D-A-P-TR](#) [QFS-052-04.25-L-D-RF2](#) [QFS-078-01-S-D-RA-K](#) [QFS-078-04.25-H-D-PC4](#)