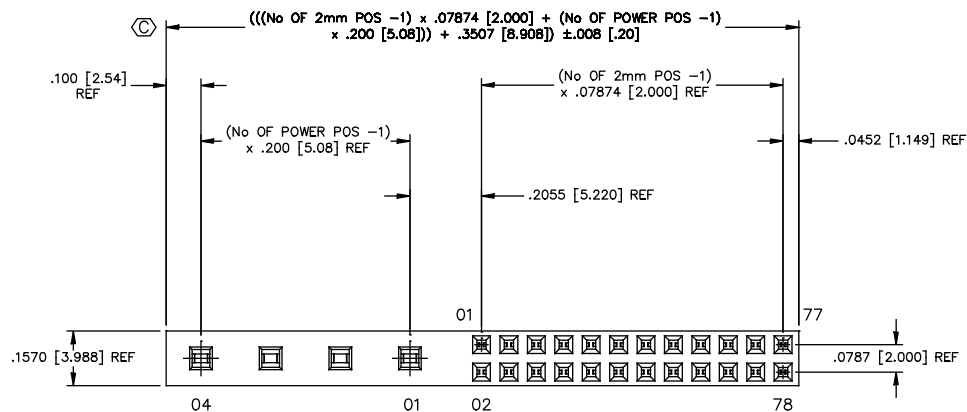


UNLESS OTHERWISE NOTED			TITLE:  2mm SOCKET/ POWER COMBO ASM	DWG NO:  PCS2-1XX-XX-XX-X-XX  SHEET 1 OF 1
DIMENSIONS ARE IN INCHES				
TOLERANCES ARE:		ANGLES ± 2°		
ONE PLACE DECIMALS ±.1[2.5]	THREE PLACE DECIMALS ± .005[.127]			
TWO PLACE DECIMALS ±.01[.25]	FOUR PLACE DECIMALS ± .0020[.051]			



PCS2-1XX-XX-XX-X-XX

No OF 2mm POSITIONS PER ROW  
-01 THRU -39

2mm LEAD STYLE  
-01  
(USE C-97-01-XX)

POWER POSITIONS  
-04, -03, -02, -01

ROW SPECIFICATION  
-D: DOUBLE ROW  
(USE PCS2-XX-D-X)

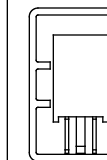
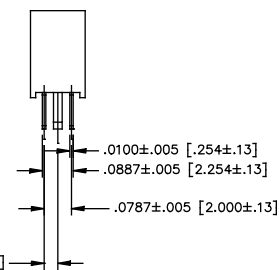
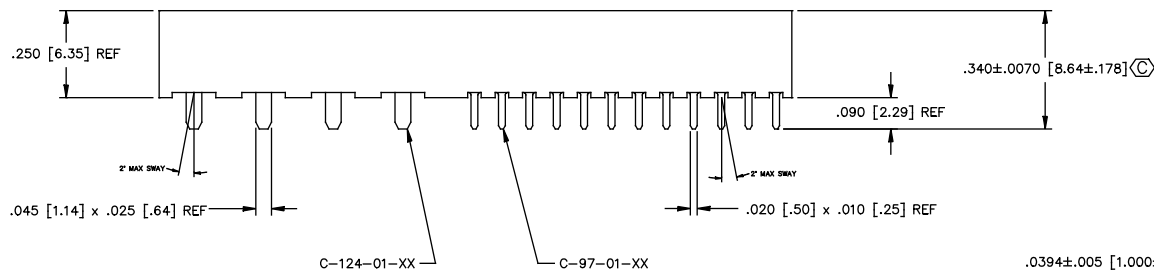
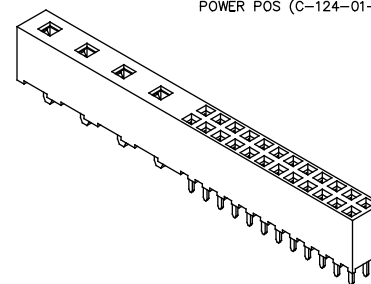
2mm POSITION PLATING SPECIFICATION

-L: (LIGHT GOLD CONTACT/TIN TAIL) SIGNAL POS (C-97-01-L),  
POWER POS (C-124-01-T).

-F: (FLASH GOLD CONTACT/TIN TAIL) SIGNAL POS (C-97-01-F),  
POWER POS (C-124-01-T).

-LM: (LIGHT GOLD CONTACT/MATTE TIN TAIL) SIGNAL POS (C-97-01-L),  
POWER POS (C-124-01-T).

-FM: (FLASH GOLD CONTACT/MATTE TIN TAIL) SIGNAL POS (C-97-01-F),  
POWER POS (C-124-01-T).



PACKAGING VIEW  
TUBE: PT-1-24-01-25  
PLUG: TP-03 (2)

#### NOTES:

1. MAX ALLOWABLE BOW: .005 IN/IN AFTER ASSEMBLY
2. PUSHOUT FORCE SHALL BE: 8 oz MINIMUM ON SIGNAL POSITIONS,  
2 lb MINIMUM ON POWER POSITIONS.
3.  $\text{C}$  REPRESENTS A CRITICAL DIMENSION.
4. INSERTION FORCE; SIGNAL: 1.8 oz AVG  
POWER: 1.75 lb AVG.
5. WITHDRAWAL FORCE; SIGNAL: 1.0 oz AVG  
POWER: 1.25 lb AVG.

PROPRIETARY NOTE

THIS DOCUMENT CONTAINS CONFIDENTIAL AND PROPRIETARY INFORMATION AND ALL DESIGN, MANUFACTURING, REPRODUCTION, USE, EXISTING AND FUTURE RIGHTS ARE EXPRESSLY RESERVED BY SAMTEC, INC. THIS DOCUMENT SHALL NOT BE DISCLOSED IN WHOLE OR PART TO ANY UNAUTHORIZED PERSON OR ENTITY NOR REPRODUCED IN ANY OTHER MANNER IN ANY MANNER WITHOUT THE CONSENT OF SAMTEC, INC.

MATERIAL:

INSULATOR: VECTRA E130I  
COLOR: BLACK

POWER CONTACT: BeCu 174 HT  
SIGNAL CONTACT: 510 PHOS BRONZE

MAX BOW ALLOWED: .005 [.13] IN/IN  
MAX FLASH ALLOWED: .015 [.13]

**samtec**

520 PARK EAST BLVD. NEW ALBANY, INDIANA 47150  
PHONE (812) 944-6733 P.O. BOX 1147  
CODE 55322

MADE BY:  
PURVIS 06-17-98

PCS2-1XX-XX-XX-X-XX  
SHEET 1 OF 1

# Mouser Electronics

Authorized Distributor

Click to View Pricing, Inventory, Delivery & Lifecycle Information:

## Samtec:

[PCS2-106-01-LM-D-04](#) [PCS2-108-01-L-D-04](#) [PCS2-102-01-F-D-02](#) [PCS2-115-01-L-D-03](#) [PCS2-107-01-LM-D-02](#)  
[PCS2-130-01-L-D-04](#) [PCS2-139-01-L-D-04](#) [PCS2-112-01-L-D-04](#) [PCS2-114-01-F-D-04](#) [PCS2-115-01-F-D-03](#) [PCS2-116-01-F-D-04](#) [PCS2-118-01-L-D-04](#) [PCS2-120-01-L-D-02](#) [PCS2-106-01-L-D-03](#) [PCS2-107-01-L-D-02](#) [PCS2-108-01-L-D-02](#) [PCS2-110-01-L-D-02](#) [PCS2-110-01-L-D-03](#) [PCS2-110-01-L-D-04](#) [PCS2-103-01-L-D-03](#) [PCS2-103-01-L-D-04](#) [PCS2-104-01-L-D-04](#) [PCS2-105-01-L-D-03](#) [PCS2-105-01-L-D-04](#) [PCS2-106-01-L-D-02](#) [PCS2-106-01-L-D-04](#) [PCS2-109-01-L-D-04](#) [PCS2-110-01-L-D-01](#) [PCS2-101-01-L-D-02](#) [PCS2-102-01-L-D-02](#) [PCS2-103-01-L-D-02](#) [PCS2-120-01-L-D-04](#) [PCS2-125-01-L-D-04](#) [PCS2-101-01-L-D-04](#) [PCS2-102-01-L-D-04](#) [PCS2-103-01-F-D-02](#) [PCS2-104-01-F-D-02](#) [PCS2-112-01-L-D-02](#) [PCS2-114-01-L-D-04](#) [PCS2-115-01-F-D-02](#) [PCS2-116-01-L-D-04](#) [PCS2-117-01-F-D-04](#) [PCS2-120-01-F-D-04](#) [PCS2-115-01-FM-D-03](#) [PCS2-116-01-L-D-03](#) [PCS2-116-01-LM-D-03](#) [PCS2-125-01-FM-D-02](#) [PCS2-101-01-F-D-04](#) [PCS2-102-01-F-D-04](#) [PCS2-108-01-F-D-02](#) [PCS2-109-01-F-D-04](#) [PCS2-110-01-LM-D-04](#) [PCS2-111-01-F-D-04](#) [PCS2-112-01-F-D-02](#) [PCS2-113-01-LM-D-02](#) [PCS2-104-01-L-D-03](#) [PCS2-105-01-F-D-02](#) [PCS2-105-01-L-D-02](#) [PCS2-106-01-F-D-04](#) [PCS2-107-01-F-D-04](#) [PCS2-107-01-LM-D-04](#) [PCS2-116-01-L-D-02](#) [PCS2-120-01-F-D-03](#) [PCS2-128-01-L-D-02](#) [PCS2-128-01-L-D-04](#) [PCS2-129-01-L-D-02](#) [PCS2-104-01-L-D-02](#) [PCS2-109-01-LM-D-02](#) [PCS2-110-01-F-D-02](#) [PCS2-111-01-L-D-02](#) [PCS2-111-01-L-D-03](#) [PCS2-113-01-L-D-04](#) [PCS2-115-01-L-D-04](#)