

DO NOT  
SCALE FROM  
THIS PRINT

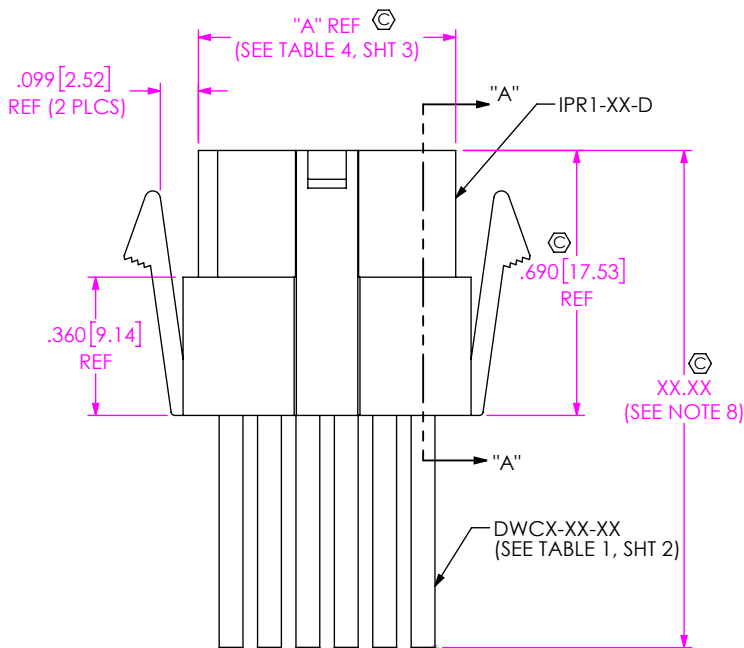


FIG 1  
MRTD-06-XXX-X-XX.X SHOWN

FEP CABLE OPTION  
-T: FEP  
(LEAVE BLANK FOR  
STANDARD PVC INSULATION)

No OF POSITIONS  
-02 THRU -15 (PER ROW)

WIRE GAUGE (AWG)  
-20, -22, -24, -26, -28, -30  
FEP: -20, -24, -28, -30

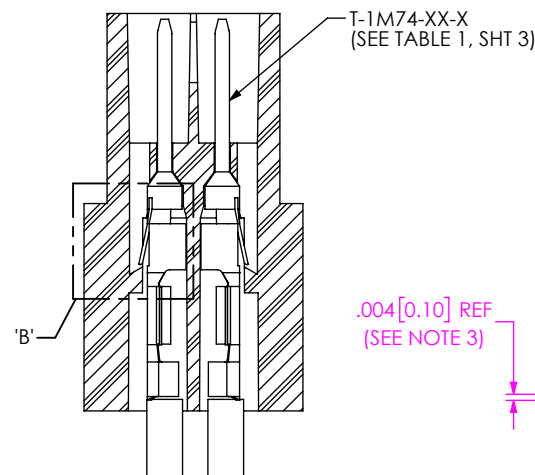
COLOR CODE  
-C (SEE TABLE 2)  
(LEAVE BLANK FOR  
STANDARD BLACK CABLE)  
(NOT AVAILABLE WITH FEP OPTION)

PLATING SPECIFICATION  
-F: 3μ" SELECTIVE GOLD IN CONTACT AREA,  
MATTE TIN ON TAIL  
-L: 10μ" SELECTIVE GOLD IN CONTACT AREA,  
MATTE TIN ON TAIL  
-S: 30μ" SELECTIVE GOLD IN CONTACT AREA,  
MATTE TIN ON TAIL

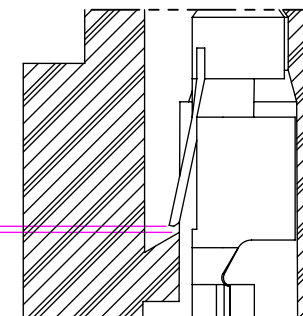
PINOUT  
(LEAVE BLANK FOR SINGLE END ASSEMBLY)  
-1: TRANSFER LATCH UP, STRAIGHT  
(PIN 01 TO 01, SEE FIG 2 & 4, SHT 2)  
-4: TRANSFER LATCH DOWN, STRAIGHT  
(PIN 01 TO N, SEE FIG 3 & 5, SHT 2)

LATCH OPTION  
(LEAVE BLANK FOR SINGLE END ASSEMBLY)  
-L: PLASTIC LATCH  
(SEE FIG 4 & 5, SHT 2)  
-M: METAL LATCH  
(SEE FIG 2 & 3, SHT 2)

ASSEMBLED LENGTH  
SPECIFY IN INCHES (USE DWCX-XX-XX)  
(SINGLE END: 03.0[76] INCH MINIMUM,  
DOUBLE END: 03.3[84] INCH MINIMUM)



SECTION "A"- "A"  
SCALE 3 : 1



DETAIL "B"  
SCALE 8 : 1

## NOTES:

1. Ⓢ REPRESENTS A CRITICAL DIMENSION.
2. MINIMUM PULLOUT FORCE: 0.5 lbs [2.22 N].
3. CONTACT MUST BE INSERTED UNTIL RETENTION FEATURE LOCKS INTO PLACE.
4. Ⓢ ALL FINISHED GOODS ARE TO BE ELECTRICAL TESTED INCLUDING HI-POT TEST @ 1000 VOLTS DC.
5. TINNED COPPER WIRE IS ROHS COMPLIANT.
6. PARTS ARE TO BE LAYER PACKAGED.
7. REFER TO CRIMP SPECIFICATIONS PRINT FOR CRIMP AND STRIP DIMENSIONS, TOLERANCES, TOOLING AND ITS REQUIREMENTS.
8. FOR LENGTHS LESS THAN 12 IN[304.8], TOLERANCE SHALL BE ±.125[3.18]. FOR OTHER LENGTHS, TOLERANCES SHALL BE ± 2%.
9. PANEL HOLE TO BE PUNCHED OUT IN THE SAME DIRECTION AS INSERTION INTO THE PANEL.
10. CUT LENGTH IS ASSEMBLY LENGTH MINUS OVERALL LENGTH SUBTRACTOR.

UNLESS OTHERWISE SPECIFIED,  
DIMENSIONS ARE IN INCHES.

TOLERANCES ARE:

DECIMALS ANGLES  
.XX: ±.01 [.3] 2°  
.XXX: ±.005 [.13]  
.XXXX: ±.0020 [.051]

## PROPRIETARY NOTE

THIS DOCUMENT CONTAINS CONFIDENTIAL AND PROPRIETARY INFORMATION AND ALL DESIGN, MANUFACTURING, REPRODUCTION, USE, PATENT RIGHTS AND SALES RIGHTS ARE EXPRESSLY RESERVED BY SAMTEC, INC. THIS DOCUMENT SHALL NOT BE DISCLOSED, IN WHOLE OR PART, TO ANY UNAUTHORIZED PERSON OR ENTITY NOR REPRODUCED, TRANSFERRED OR INCORPORATED IN ANY OTHER PROJECT IN ANY MANNER WITHOUT THE EXPRESS WRITTEN CONSENT OF SAMTEC, INC.

MATERIAL: DO NOT SCALE DRAWING  
HOUSING: NYLON 66, COLOR: WHITE  
CONTACT: PHOS BRONZE  
CABLE: INSULATION: SEE CALLOUT  
WIRE: TINNED COPPER

SHEET SCALE: 2:1

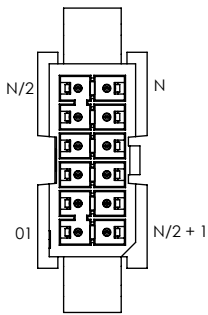
**samtec**

520 PARK EAST BLVD, NEW ALBANY, IN 47150  
PHONE: 812-944-6733 FAX: 812-948-5047  
e-Mail: info@SAMTEC.com code: 55322

DESCRIPTION:  
.100[2.54] PANEL MOUNT TERMINAL CABLE ASSEMBLY

DWG. NO.  
MRTDX-XX-XXX-X-XX.X-XX

BY: JESSIE W 7/5/2013 SHEET 1 OF 4



SEE TABLE 4, SHT 3

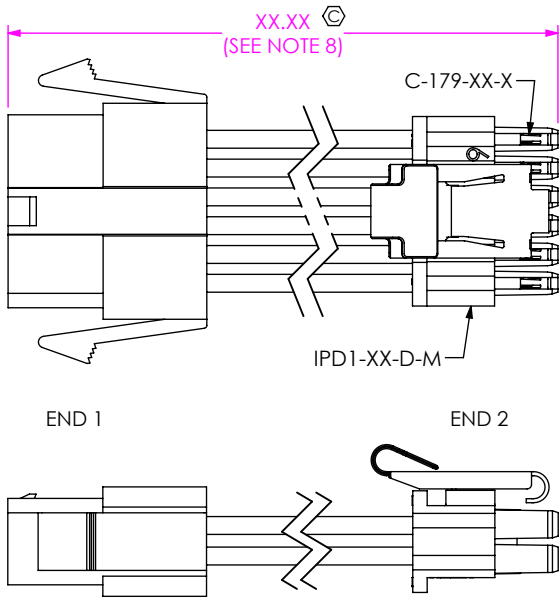
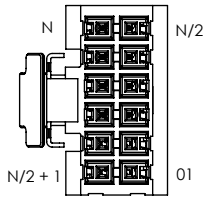
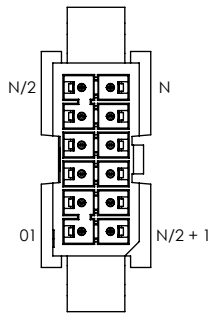


FIG 2  
MRTD-06-XXX-X-XX.X-M1 SHOWN  
(TRANSFER,LATCH UP, STRAIGHT)  
(DIFFERENT AS SHOWN, OTHERWISE SAME AS FIG 1)



SEE TABLE 4, SHT 3



SEE TABLE 4, SHT 3

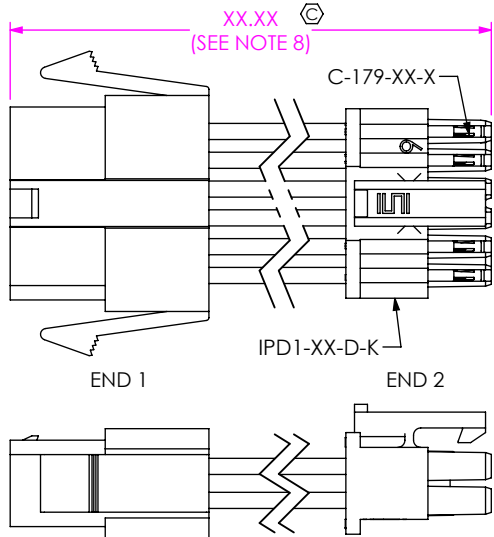
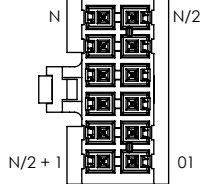
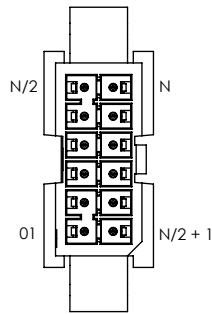


FIG 4  
MRTD-06-XXX-X-XX.X-L1 SHOWN  
(TRANSFER,LATCH UP, STRAIGHT)  
(DIFFERENT AS SHOWN, OTHERWISE SAME AS FIG 1)



SEE TABLE 4, SHT 3



SEE TABLE 4, SHT 3

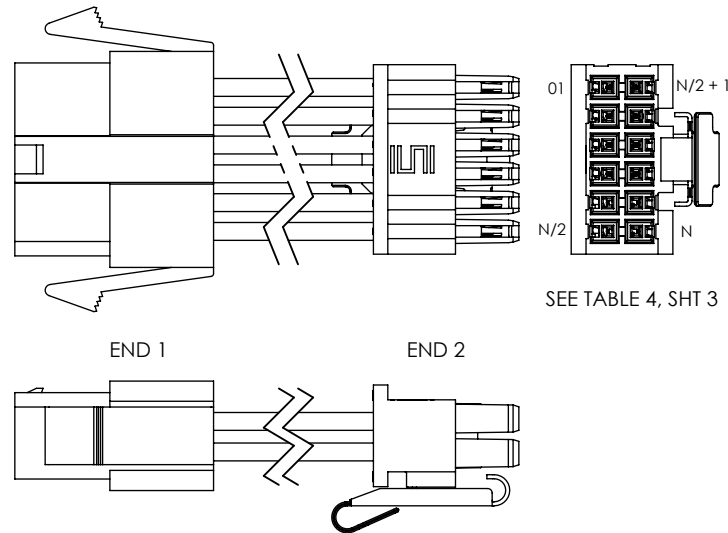
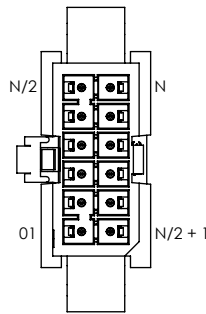


FIG 3  
MRTD-06-XXX-X-XX.X-M4 SHOWN  
(TRANSFER,LATCH DOWN, STRAIGHT)  
(DIFFERENT AS SHOWN, OTHERWISE SAME AS FIG 2)



SEE TABLE 4, SHT 3

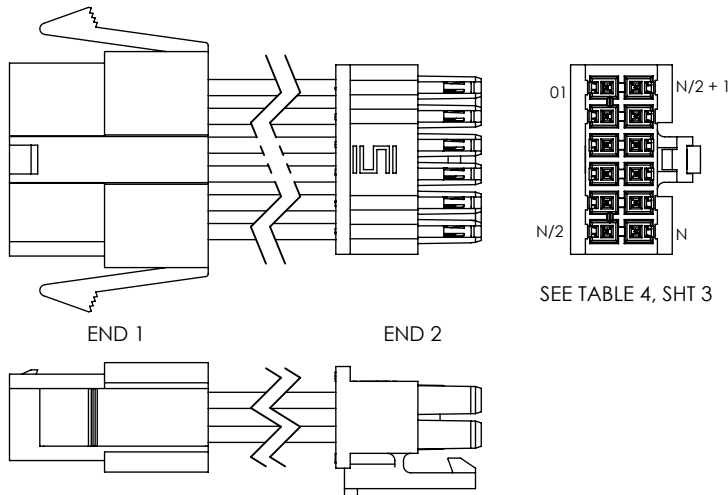
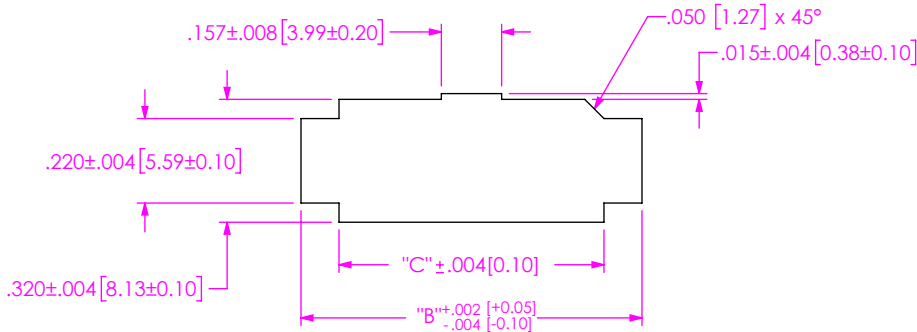


FIG 5  
MRTD-06-XXX-X-XX.X-L4 SHOWN  
(TRANSFER,LATCH DOWN, STRAIGHT)  
(DIFFERENT AS SHOWN, OTHERWISE SAME AS FIG 4)

SEE TABLE 4, SHT 3

<p><b>PROPRIETARY NOTE</b></p> <p>THIS DOCUMENT CONTAINS CONFIDENTIAL AND PROPRIETARY INFORMATION AND ALL DESIGN, MANUFACTURING, REPRODUCTION, USE, PATENT RIGHTS AND SALES RIGHTS ARE EXPRESSLY RESERVED BY SAMTEC, INC. THIS DOCUMENT SHALL NOT BE DISCLOSED, IN WHOLE OR PART, TO ANY UNAUTHORIZED PERSON OR ENTITY NOR REPRODUCED, TRANSFERRED OR INCORPORATED IN ANY OTHER PROJECT IN ANY MANNER WITHOUT THE EXPRESS WRITTEN CONSENT OF SAMTEC, INC.</p> <p>DO NOT SCALE DRAWING</p> <p>SHEET SCALE: 3:2</p>		
	<p>520 PARK EAST BLVD, NEW ALBANY, IN 47150 PHONE: 812-944-6733 FAX: 812-948-5047 e-Mail: info@SAMTEC.com code: 55322</p>	
	<p>DESCRIPTION: .100[2.54] PANEL MOUNT TERMINAL CABLE ASSEMBLY DWG. NO. <b>MRTDX-XX-XXX-X-XX.X-XX</b></p>	
	<p>BY: JESSIE W</p>	<p>7/5/2013</p>

TABLE 3		
GAUGE	PANEL THICKNESS	
13	0.0897	[2.278]
14	0.0747	[1.897]
15	0.0673	[1.709]
16	0.0598	[1.519]
17	0.0538	[1.367]
18	0.0478	[1.214]
19	0.0418	[1.062]
20	0.0359	[0.912]
21	0.0329	[0.836]



RECOMMENDED PANEL CUT OUT DIMENSIONS  
THICKNESS: SEE TABLE 3  
(SEE NOTE 9)

TABLE 2										
MMTXX COLOR CODED WIRE SEQUENCE										
	COLOR									
	BROWN	RED	ORANGE	YELLOW	GREEN	BLUE	VIOLET	GRAY	WHITE	BLACK
	DWC-XX-01-300	DWC-XX-02-300	DWC-XX-03-300	DWC-XX-04-300	DWC-XX-05-300	DWC-XX-13-300	DWC-XX-07-300	DWC-XX-08-300	DWC-XX-09-300	DWC-XX-10-300
PIN #	1	2	3	4	5	6	7	8	9	10
	11	12	13	14	15	16	17	18	19	20
	21	22	23	24	25	26	27	28	29	30
	31	32	33	34	35	36	37	38	39	40
	41	42	43	44	45	46	47	48	49	50

TABLE 4						
NO OF POS	"A"	"B"	"C"	N/2	N/2 + 1	N
02	.27 [6.9]	.488 [12.40]	.290 [7.37]	2	3	4
03	.37 [9.4]	.588 [14.94]	.390 [9.91]	3	4	6
04	.47 [11.9]	.688 [17.48]	.490 [12.45]	4	5	8
05	.57 [14.5]	.788 [20.02]	.590 [14.99]	5	6	10
06	.67 [17.0]	.888 [22.56]	.690 [17.53]	6	7	12
07	.77 [19.6]	.988 [25.10]	.790 [20.07]	7	8	14
08	.87 [22.1]	1.088 [27.64]	.890 [22.61]	8	9	16
09	.97 [24.6]	1.188 [30.18]	.990 [25.15]	9	10	18
10	1.07 [27.2]	1.288 [32.72]	1.090 [27.69]	10	11	20
11	1.17 [29.7]	1.388 [35.26]	1.190 [30.23]	11	12	22
12	1.27 [32.3]	1.488 [37.80]	1.290 [32.77]	12	13	24
13	1.37 [34.8]	1.588 [40.34]	1.390 [35.31]	13	14	26
14	1.47 [37.3]	1.688 [42.88]	1.490 [37.85]	14	15	28
15	1.57 [39.9]	1.788 [45.42]	1.590 [40.39]	15	16	30

TABLE 1				
SERIES	WIRE GAUGE	CABLE	TERMINAL	CONTACT
MRTD	20 AWG	DWC-20-XX-300	T-1M74-02-X	C-179-03-X
MRTD	22 AWG	DWC-22-XX-300	T-1M74-02-X	C-179-03-X
MRTD	24 AWG	DWC-24-XX-300	T-1M74-02-X	C-179-03-X
MRTD	26 AWG	DWC-26-XX-300	T-1M74-01-X	C-179-02-X
MRTD	28 AWG	DWC-28-XX-300	T-1M74-01-X	C-179-02-X
MRTD	30 AWG	DWC-30-XX-300	T-1M74-01-X	C-179-02-X
MRTDT	20AWG	DWCT-20-XX-TC	T-1M74-02-X	C-179-03-X
MRTDT	24AWG	DWCT-24-XX-TC	T-1M74-02-X	C-179-03-X
MRTDT	28AWG	DWCT-28-XX-TC	T-1M74-03-X	C-179-04-X
MRTDT	30AWG	DWCT-30-XX-TC	T-1M74-03-X	C-179-04-X

• PROPRIETARY NOTE •

THIS DOCUMENT CONTAINS CONFIDENTIAL AND PROPRIETARY INFORMATION AND ALL DESIGN, MANUFACTURING, REPRODUCTION, USE, PATENT RIGHTS AND SALES RIGHTS ARE EXPRESSLY RESERVED BY SAMTEC, INC. THIS DOCUMENT SHALL NOT BE DISCLOSED, IN WHOLE OR PART, TO ANY UNAUTHORIZED PERSON OR ENTITY NOR REPRODUCED, TRANSFERRED OR INCORPORATED IN ANY OTHER PROJECT IN ANY MANNER WITHOUT THE EXPRESS WRITTEN CONSENT OF SAMTEC, INC.

DO NOT SCALE DRAWING

SHEET SCALE: 2:1

520 PARK EAST BLVD, NEW ALBANY, IN 47150  
PHONE: 812-944-6733 FAX: 812-948-5047  
e-Mail: info@SAMTEC.com code: 55322

DESCRIPTION:  
.100[2.54] PANEL MOUNT TERMINAL CABLE ASSEMBLY

DWG. NO.  
MRTDX-XX-XXX-X-XX.X-XX

BY: JESSIE W 7/5/2013 SHEET 3 OF 4

CABLE CUT IN-PROCESS

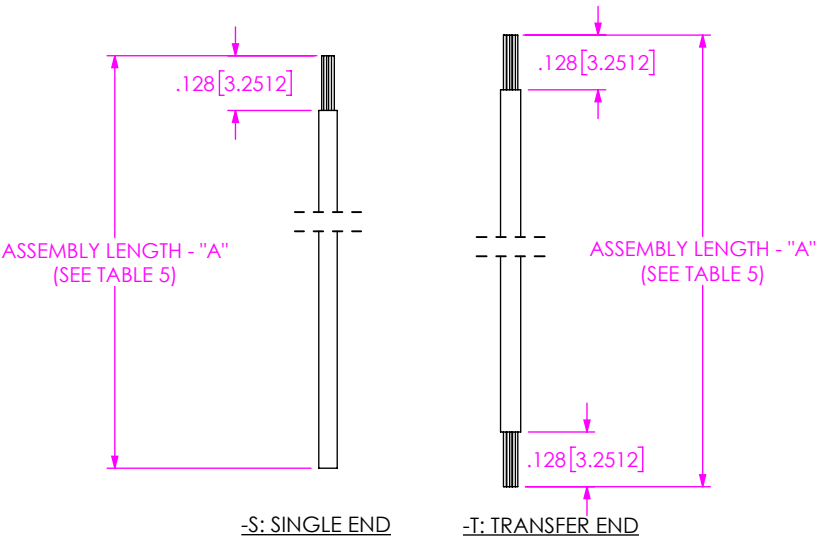


TABLE 5 ( OVERALL LENGTH SUBTRACTORS) (SEE NOTE 10)	
	"A"
-S: SINGLE END	.464 [.018]
-T: TRANSFER END	.714 [.028]

• PROPRIETARY NOTE •  
THIS DOCUMENT CONTAINS CONFIDENTIAL AND PROPRIETARY INFORMATION AND ALL DESIGN, MANUFACTURING, REPRODUCTION, USE, PATENT RIGHTS AND SALES RIGHTS ARE EXPRESSLY RESERVED BY SAMTEC, INC. THIS DOCUMENT SHALL NOT BE DISCLOSED, IN WHOLE OR PART, TO ANY UNAUTHORIZED PERSON OR ENTITY NOR REPRODUCED, TRANSFERRED OR INCORPORATED IN ANY OTHER PROJECT IN ANY MANNER WITHOUT THE EXPRESS WRITTEN CONSENT OF SAMTEC, INC.

DO NOT SCALE DRAWING  
SHEET SCALE: 2:1

**samtec**

520 PARK EAST BLVD, NEW ALBANY, IN 47150  
PHONE: 812-944-6733 FAX: 812-948-5047  
e-Mail: info@SAMTEC.com code: 55322

DESCRIPTION:  
.100[2.54] PANEL MOUNT TERMINAL CABLE ASSEMBLY

DWG. NO.  
MRTDX-XX-XXX-X-XX.X-XX

BY: JESSIE W 7/5/2013 SHEET 4 OF 4

# Mouser Electronics

Authorized Distributor

Click to View Pricing, Inventory, Delivery & Lifecycle Information:

Samtec:

[MRTD-02-20-F-03.0](#) [MRTD-02-22-F-04.0](#) [MRTD-02-20-F-04.0-L1](#) [MRTD-03-20-F-15.0-L1](#) [MRTD-05-20-F-04.0](#)  
[MRTD-08-30-F-12.0](#) [MRTD-14-20-F-03.0](#) [MRTD-14-24C-F-12.0-M1](#) [MRTD-10-26-F-12.0-L1](#) [MRTD-12-20-F-03.0](#)