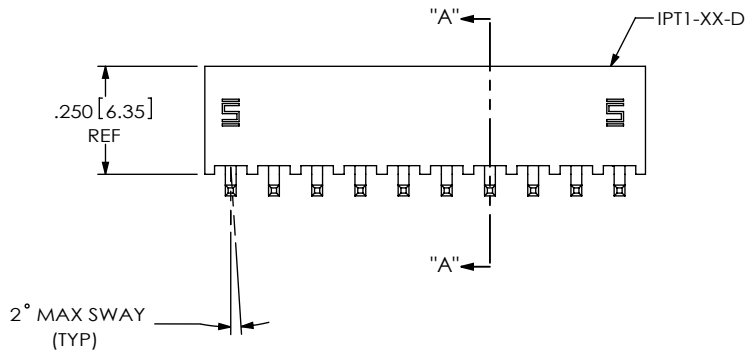
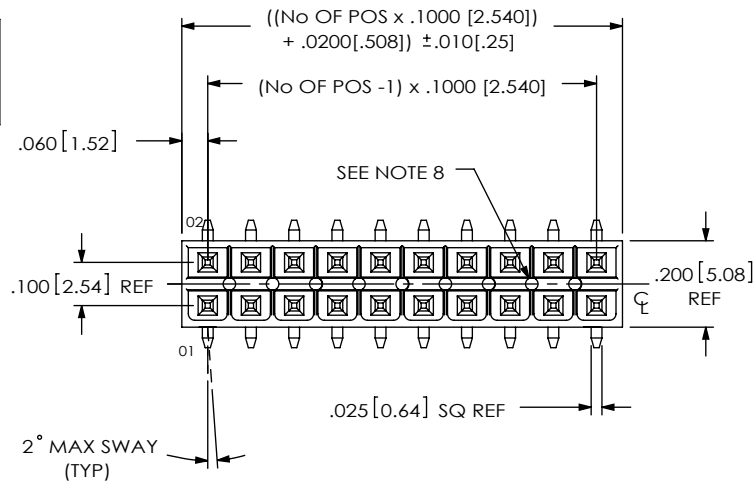


DO NOT  
SCALE FROM  
THIS PRINT

## IPT1-1XX-XX-XX-D-VS-XX-XX

No OF POS PER ROW  
-02 THRU -25LEAD STYLE  
-01

## PLATING SPECIFICATION

-S: SELECTIVE, 30 Au / 50 Ni MIN  
ON CONTACT, MATTE TIN TAIL  
-SM: SELECTIVE, 30 Au / 50 Ni MIN  
ON CONTACT, MATTE TIN TAIL  
MATTE TIN ON TAIL  
-L: LIGHT SELECTIVE, 10 Au / 50 Ni MIN  
ON CONTACT, MATTE TIN TAIL

## OPTION

-K: POLYIMIDE FILM PAD  
[AVAILABLE ON POSITIONS -03 THRU -25 ONLY]  
(USE K-DOT-.236-.343-.005, SEE SHT 2, -K OPTION)  
-TR: TAPE AND REEL

## OPTION

-A: ALIGNMENT PIN (USE SM-A11) [4 POS MIN]  
-LC: LOCKING CLIP (USE LC-07-TM) [4 POS MIN]  
(SEE NOTE 10)  
-FL: FRICTION LOCK [POS -05 THRU -25]  
(USE IPT1-XX-D-FL-X & T-1S64-05-X)  
-PL: POSITION #1 REMOVED  
(USE IPT1-XX-D-P)  
(SEE NOTE 12)

## TAIL OPTION

-VS: VERTICAL SURFACE MOUNT

## ROW SPECIFICATION

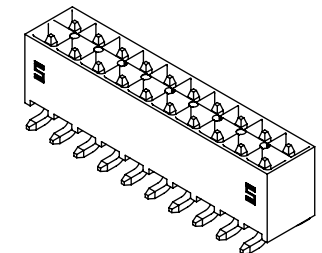
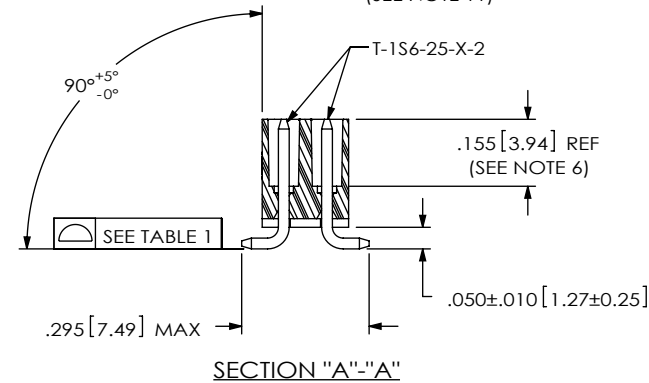
-D: DOUBLE (USE IPT1-XX-D)  
(SEE NOTE 11)

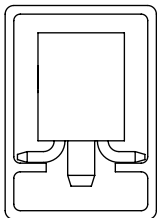
TABLE 1

POSITION	COPLANARITY
-02 THRU -10	.005 [.13]
-11 THRU -25	.006 [.15]

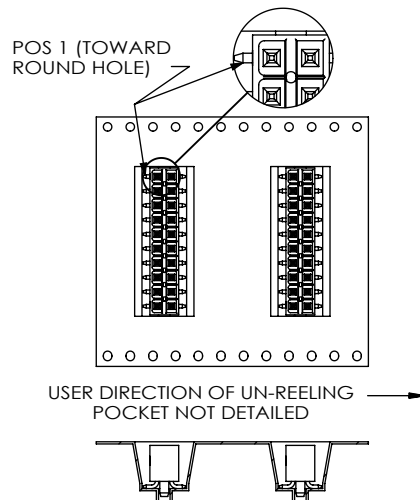
## NOTES:

1.  $\odot$  REPRESENTS A CRITICAL DIMENSION.
2. MAXIMUM ALLOWABLE CUT FLASH: .010 [.25].
3. MINIMUM TERMINAL PUSH OUT FORCE: 2 lbs.
4. MAXIMUM VARIATION BETWEEN PIN ROWS: .005 [.13].
5. "END WALLS" AFTER CUTTING SHOULD BE .010  $\pm$  .003 [.25  $\pm$  .08].
6. PINS TO BE FLUSH TO .008 [.20] MAXIMUM RECESSED IN BODY.
7. ALL DIMENSIONS TO BE ABOUT CENTERLINE WITHIN  $\pm$  .005 [.13].
8. PRESENCE OF VOIDS IS OPTIONAL AND PATTERN TO WHICH THEY OCCUR IS VARIABLE.
9. NOTE DELETED.
10. DUE TO THE HIGH AMOUNT OF INSERTION FORCE NEEDED, THE -LC OPTION IS NOT COMPATIBLE WITH AUTO PLACEMENT. SAMTEC RECOMMENDS MANUAL PLACEMENT FOR ALL ASSEMBLIES WITH THE -LC OPTION.
11. STANDARD BODIES CAN BE CUT TO POSITION. FOR -LC, -FL & -PL OPTIONS, BODIES MUST BE MOLDED TO POSITION.
12. FOR EXISTING CUSTOMERS ONLY, -POL CAN BE SUBSTITUTED FOR -PL.

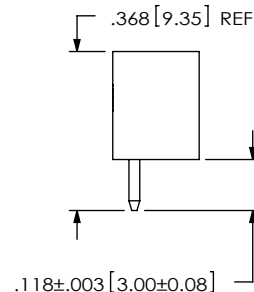
## PACKAGING VIEW

[-02 POSITION TO BE  
BULK PACKAGED]TUBE: PT-1-24-01-103  
PLUG: TP-09

## -TR: TAPE &amp; REEL PACKAGING OPTION



## IN-PROCESS



UNLESS OTHERWISE SPECIFIED,  
DIMENSIONS ARE IN INCHES.  
TOLERANCES ARE:  
DECIMALS ANGLES  
.XX:  $\pm .01 [.3]$   $\pm 2^\circ$   
.XXX:  $\pm .005 [.13]$   
.XXXX:  $\pm .0020 [.051]$

PROPRIETARY NOTE  
THIS DOCUMENT CONTAINS CONFIDENTIAL AND  
PROPRIETARY INFORMATION AND ALL DESIGN,  
MANUFACTURING, REPRODUCTION, USE, PATENT RIGHTS  
AND SALES RIGHTS ARE EXPRESSLY RESERVED BY SAMTEC,  
INC. THIS DOCUMENT SHALL NOT BE DISCLOSED, IN WHOLE  
OR PART, TO ANY UNAUTHORIZED PERSON OR ENTITY NOR  
REPRODUCED, TRANSFERRED OR INCORPORATED IN ANY  
OTHER PROJECT IN ANY MANNER WITHOUT THE EXPRESS  
WRITTEN CONSENT OF SAMTEC, INC.

MATERIAL: DO NOT SCALE DRAWING SHEET SCALE: 2.25:1  
INSULATOR: LCP, UL 94 VO, COLOR: BLACK  
CONTACT: PHOS BRONZE, 510, 3/4 HARD

**samtec**

520 PARK EAST BLVD, NEW ALBANY, IN 47150  
PHONE: 812-944-6733 FAX: 812-948-5047  
e-Mail info@SAMTEC.com code 55322

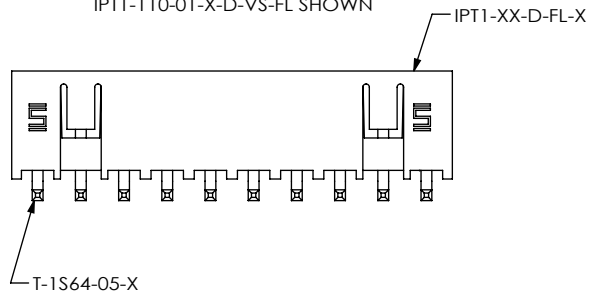
DESCRIPTION:  
.100 DOUBLE ROW SHROUDED TERMINAL ASSEMBLY

DWG. NO.  
IPT1-1XX-XX-XX-D-VS-XX-XX

BY: DEAN P 11-06-2002 SHEET 1 OF 2

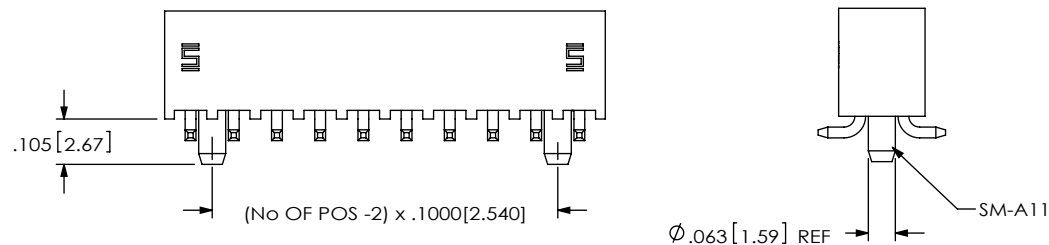
-FL: FRICTION LOCK OPTION

IPT1-110-01-X-D-VS-FL SHOWN



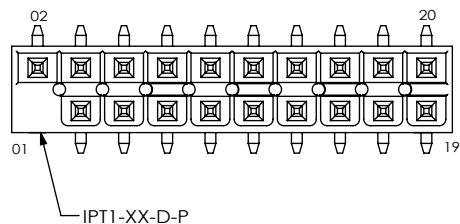
-A: ALIGNMENT PIN OPTION

IPT1-110-01-X-D-VS-A SHOWN



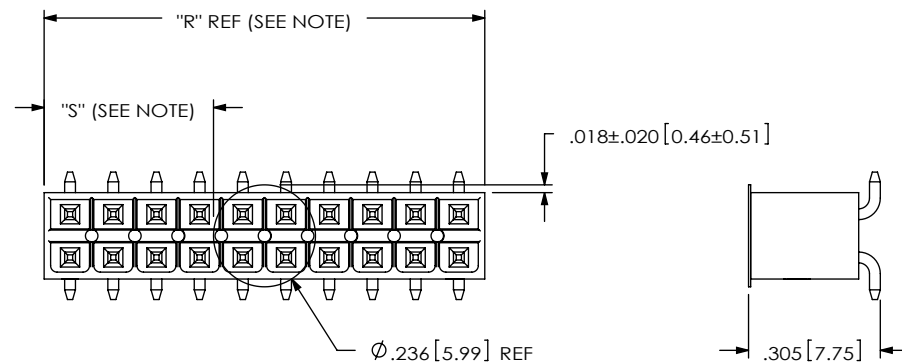
-PL: POLARIZED OPTION

IPT1-110-01-X-D-VS-PL SHOWN



-K: POLYIMIDE FILM PAD OPTION

[AVAILABLE ON POSITIONS -03 THRU -25 ONLY]

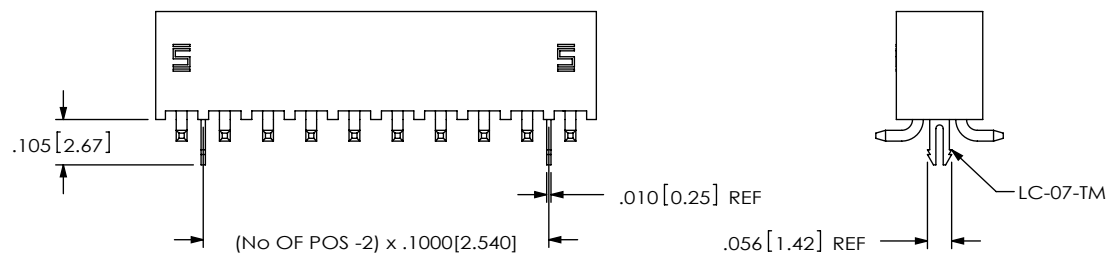


NOTE: "R" = USE MEASURED DIMENSION

"S" = (( "R" - .2362 [6.000] ) / 2) ±.020 [51]

-LC: LOCKING CLIP OPTION

IPT1-110-01-X-D-VS-LC-FL SHOWN



**PROPRIETARY NOTE**  
THIS DOCUMENT CONTAINS CONFIDENTIAL AND PROPRIETARY INFORMATION AND ALL DESIGN, MANUFACTURING, REPRODUCTION, USE, PATENT RIGHTS AND SALES RIGHTS ARE EXPRESSLY RESERVED BY SAMTEC, INC. THIS DOCUMENT SHALL NOT BE DISCLOSED, IN WHOLE OR PART, TO ANY UNAUTHORIZED PERSON OR ENTITY NOR REPRODUCED, TRANSFERRED OR INCORPORATED IN ANY OTHER PROJECT IN ANY MANNER WITHOUT THE EXPRESS WRITTEN CONSENT OF SAMTEC, INC.

DO NOT SCALE DRAWING

SHEET SCALE: 2:25:1

**samtec**

520 PARK EAST BLVD, NEW ALBANY, IN 47150  
PHONE: 812-944-6733 FAX: 812-948-5047  
e-Mail: info@SAMTEC.com code 55322

DESCRIPTION:  
.100 DOUBLE ROW SHROUDED TERMINAL ASSEMBLY

DWG. NO.  
IPT1-1XX-XX-XX-D-VS-XX-XX

BY: DEAN P 11-06-2002 SHEET 2 OF 2

# Mouser Electronics

Authorized Distributor

Click to View Pricing, Inventory, Delivery & Lifecycle Information:

Samtec:

[IPT1-110-01-S-D-VS-A-PL](#) [IPT1-115-01-S-D-VS-A-PL](#) [IPT1-125-01-S-D-VS-A-PL](#)