

HCMD-10-S-03.00-01

(2.54 mm) .100"

# IDC SOCKET & TERMINAL CABLE

## Mates with:

TSW, MTSW, TST, EW,  
BST, ZST, MTLW, TSM,  
EJH-02 (HCSD only)

## SPECIFICATIONS

For complete specifications and recommended PCB layouts see [www.samtec.com?HCSD](http://www.samtec.com?HCSD) or [www.samtec.com?HCSS](http://www.samtec.com?HCSS)

### HCSD, HCSS

**Insulator Material:**

Black Liquid Crystal Polymer

**Flammability Rating:**

UL 94V-O

**Insulation Resistance:**

5000 MΩ

**Temperature Range:**

-20 °C to +105 °C

(Rainbow Cable)  
-40 °C to +105 °C (Gray Cable)

**Voltage Rating:**

425 VAC/600 VDC

**Contact:**

Phosphor Bronze

**Plating:**

10 μ" (0.25 μm) Au on

contact area, 150 μ" (3.81 μm)

Sn on balance over

50 μ" (1.27 μm) Ni.

**Lead Size Range:**

.024" (0.61 mm) SQ to

.026" (0.66 mm) SQ

**Lead Insertion Depth:**

.185" (4.70 mm) to

.250" (6.35 mm)

**Wire:**

28 AWG 7/36 stranded

Tinned Copper

**RoHS Compliant:**

Yes

## SPECIFICATIONS

For complete specifications and recommended PCB layouts see [www.samtec.com?HCMD](http://www.samtec.com?HCMD) or [www.samtec.com?HCMS](http://www.samtec.com?HCMS)

### HCMD, HCMS

**Insulator Material:**

Black Liquid Crystal Polymer

**Flammability Rating:**

UL 94V-O

**Insulation Resistance:**

5000 MΩ

**Temperature Range:**

-20 °C to +105 °C

(Rainbow Cable)  
-40 °C to +105 °C (Gray Cable)

**Voltage Rating:**

425 VAC/600 VDC

**Terminal:**

Phosphor Bronze

**Plating:**

Sn over 50 μ" (1.27 μm) Ni

**Wire:**

28 AWG 7/36 stranded

Tinned Copper

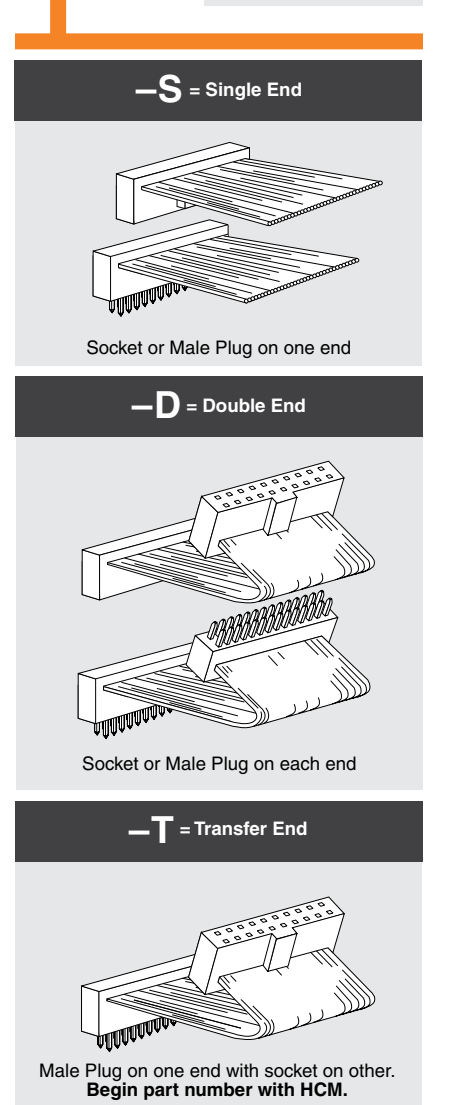
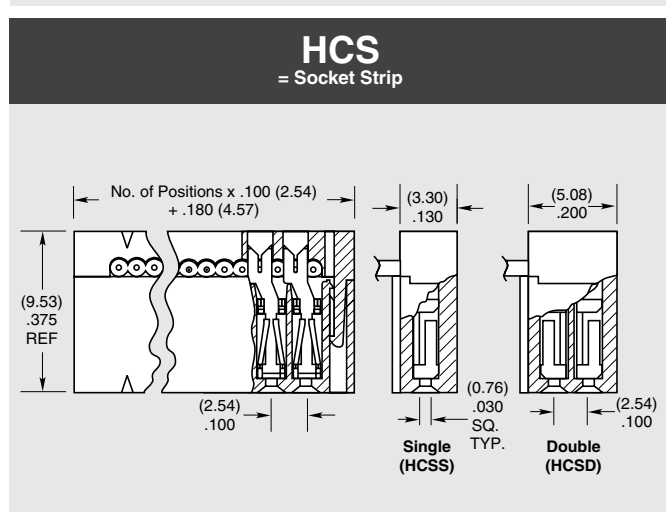
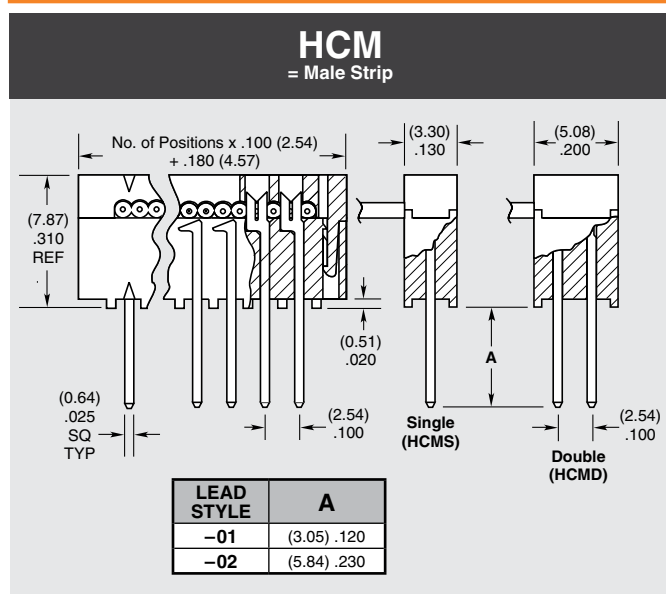
**RoHS Compliant:**

Yes

**Note:**

IDC assemblies are non-standard, non-returnable.

TYPE STRIP	ROW OPTION	NO. PINS PER ROW	END ASSEMBLY	ASSEMBLED LENGTH
	<b>S</b> = Single	-05, -08, -10, -12, -13, -15, -17, -20		-“XX.XX” = Assembled Length
	<b>D</b> = Double (Color coded cable N/A for 36 pins/row. See -G option.)			Assembled Length in INCHES (±1/8") 2 inches minimum



Due to technical progress, all designs, specifications and components are subject to change without notice.

[WWW.SAMTEC.COM](http://WWW.SAMTEC.COM)

All parts within this catalog are built to Samtec's specifications.

Customer specific requirements must be approved by Samtec and identified in a Samtec customer-specific drawing to apply.

HCSS-15-S-03.00-01-G

HCSD-10-S-03.00-01-T-G

## HCMD, HCMS, HCSD, HCSS SERIES

### LEAD STYLE

**-01**  
= HCSS/HCSD or  
(3.05 mm) .120" tail for  
HCMS/HCMD

**-02**  
= (5.84 mm) .230" tail  
HCMS/HCMD only

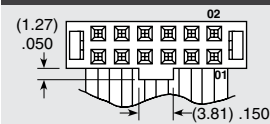
### PLATING OPTION

**-S**  
= 10  $\mu$ " (0.25  $\mu$ m) Gold on contact area or tail,  
Tin on balance  
(Standard on HCSS & HCSD. Leave blank)

**-T**  
= Tin  
(Standard on HCMS & HCMD. Leave blank)

### NOTCH POLARIZATION

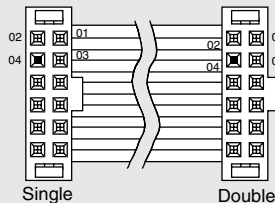
**-N** = Notch Polarization



Required for HCSS and HCSD.  
(Not available on HCMS or HCMD,  
unless Transfer, then only the  
socket is polarized.)

### OTHER OPTIONS

**-P "XX"**  
= Position Polarization



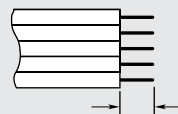
Specify "XX" as position. For Double  
the same position will be polarized  
on both ends. (Not available on  
HCM, unless Transfer, then only the  
socket is polarized)

**-G**  
= Gray Cable

Standard cable is color coded. Specify  
-G for Gray cable with one red edge.

**-ST "X"**  
= Stripped & Tinned

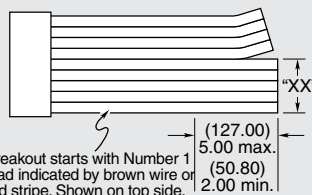
Specify Suffix from table. All  
dimensions are  $\pm 1/16$ " (1.59 mm). Not  
available in 28 positions and higher.



<b>-ST8</b>	1/8" (3.18)
<b>-ST4</b>	1/4" (6.35)
<b>-ST2</b>	1/2" (12.70)
<b>-ST3</b>	3/8" (9.53)

**-B "XX"**  
= Breakout

Specify "XX" as number of  
conductors to be broken out.

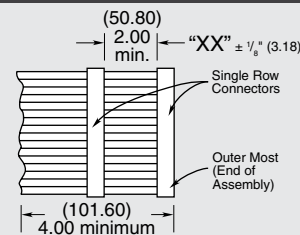


Breakout starts with Number 1  
lead indicated by brown wire or  
red stripe. Shown on top side.

**-RW**  
= Reversed Wiring

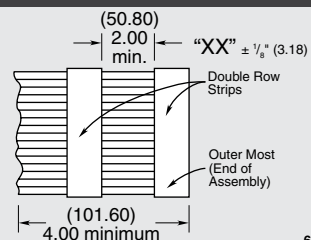
#1 wire opposite position #1

**-S "XX"**  
= Daisy Chain Single



When mating double row connector  
with two single row connectors, the  
outer most single will be connected to  
Conductor #1 and the inside single  
to Conductor #2.

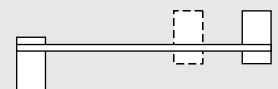
**-D "XX"**  
= Daisy Chain, Double



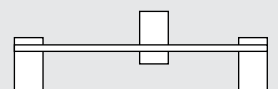
**-W "XX"**  
= Wiring Reversed  
Daisy Chain, Single

Same as -S "XX" except outer strip  
connected to conductor #2 and inside  
strip connected to conductor #1.

**-R**  
= Reversed

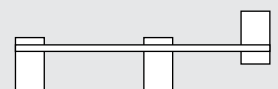


**-M**  
= Middle Reversed



Requires -SXX, -WXX or -DXX

**-O**  
= Outside Reversed



Requires -SXX, -WXX or -DXX

Due to technical progress, all designs, specifications and components are subject to change without notice.

[WWW.SAMTEC.COM](http://WWW.SAMTEC.COM)

All parts within this catalog are built to Samtec's specifications.  
Customer specific requirements must be approved by Samtec and identified in a Samtec customer-specific drawing to apply.

# Mouser Electronics

Authorized Distributor

Click to View Pricing, Inventory, Delivery & Lifecycle Information:

[Samtec:](#)

[HCMD-20-T-18.00-01](#)