


MICRO BOARD STACKER

(1.27 mm) .050" PITCH • FW SERIES



FW

Board Mates:

CLP, FLE

Cable Mates:

FFSD

SPECIFICATIONS

Insulator Material:

Black Liquid Crystal Polymer

Terminal Material:

Phosphor Bronze

Plating:

Sn or Au over 50 μ " (1.27 μ m) Ni

Operating Temp Range:

-55 °C to +125 °C

PROCESSING

Lead-Free Solderable:

Yes

SMT Lead Coplanarity:

(0.10 mm) .004" max (02-30)

(0.15 mm) .006" max (31-50)*

*(.004" stencil solution

may be available; contact

IPG@samtec.com)

MATED HEIGHT

FW LEAD STYLE	CLP LEAD STYLE	MATED HEIGHT*
FW-XX-03-X-X-233-065	-02	8.13 mm) .329"
FW-XX-03-X-X-303-065		9.91 mm) .390"

*Processing conditions will affect mated height.

ALSO AVAILABLE

Smaller stack heights
(MOQ Required)

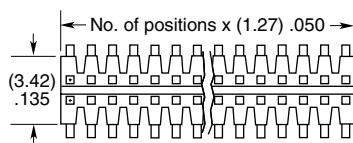
Notes:

For added mechanical stability, Samtec recommends mechanical board spacers be used in applications with gold or selective gold plated connectors. Contact ipg@samtec.com for more information.

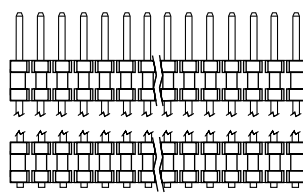
This Series is non-standard, non-returnable.

FW	NO. OF PINS PER ROW	LEAD STYLE	PLATING OPTION	D	STACKER HEIGHT	POST HEIGHT	OPTION
	02 thru 50	Specify LEAD STYLE from chart	-F = Gold flash on post, Matte Tin on tail		-“XXX” = Stacker Height (in inches) Example: -250 = (6.35 mm) .250"	-“XXX” = Post Height (in inches) (1.65 mm) .065" minimum Example: -065 = (1.65 mm) .065"	-ES = End Shroud (-075 post height only. Mate only with CLP) (5.46 mm) .215" to (15.49 mm) .610" stacker height only 9 pins/row min.

LEAD STYLE	STACKER HEIGHT	STACKER + POST
-03	(5.46) to (8.51) .215 .335	(7.11) to (10.16) .280 .400
-05	(8.64) to (15.49) .340 .610	(10.29) to (17.15) .405 .675



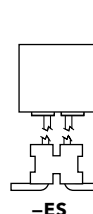
SURFACE MOUNT



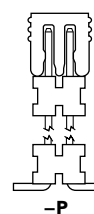
POST HEIGHT
(1.65)
.065 MIN

STACKER HEIGHT

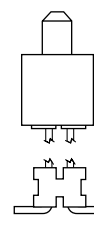
(2.51)
.099



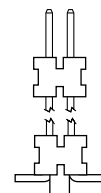
-ES



-P



-EP



-A

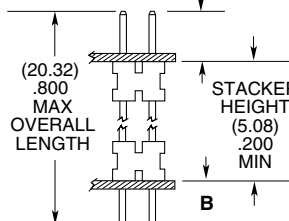
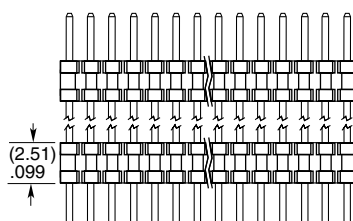
-A
= Alignment Pin (3 positions min.) (5.46 mm) .215" to (15.49 mm) .610" stacker height only (SMT only)

-P
= Pick & Place Pad (5 positions min.) (SMT only)

-TR
= Tape & Reel (Max overall height = Post+Stacker Height+Pad+Alignment Pin = (17.78) .700") (SMT only)

-FR
= Full Reel Tape & Reel (must order max. quantity per reel; contact Samtec for quantity breaks) (SMT only)

THROUGH-HOLE

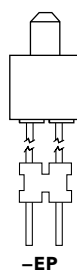


POST HEIGHT
(1.65)
.065 MIN

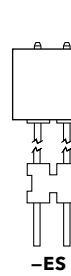
STACKER HEIGHT
(5.08)
.200 MIN

(20.32) .800 MAX OVERALL LENGTH

B



-EP



-ES

LEAD STYLE	TAIL (B)
-01	(1.14) .045
-02	(1.91) .075
-04	(2.29) .090

Mouser Electronics

Authorized Distributor

Click to View Pricing, Inventory, Delivery & Lifecycle Information:

[Samtec:](#)

[FW-05-04-L-D-255-170](#)