


# FLEX STACK

# MICRO BOARD STACKER

(1.27 mm) .050" PITCH • FW SERIES

4  
G b p s



**FW**  
Board Mates:  
CLP, FLE

Cable Mates:  
FFSD

## SPECIFICATIONS

**Insulator Material:**  
Black Liquid Crystal Polymer  
**Terminal Material:**  
Phosphor Bronze  
**Plating:**  
Sn or Au over 50  $\mu$ " (1.27  $\mu$ m) Ni  
**Operating Temp Range:**  
-55  $^{\circ}$ C to +125  $^{\circ}$ C

## PROCESSING

**Lead-Free Solderable:**  
Yes  
**SMT Lead Coplanarity:**  
(0.10 mm) .004" max (02-30)  
(0.15 mm) .006" max (31-50)\*  
\*(.004" stencil solution  
may be available; contact  
IPG@samtec.com)

## MATED HEIGHT

FW LEAD STYLE	CLP LEAD STYLE	MATED HEIGHT*
FW-XX-03-X-X-233-065	-02	8.13 mm) .329"
FW-XX-03-X-X-303-065		9.91 mm) .390"

\*Processing conditions will affect mated height.

## ALSO AVAILABLE

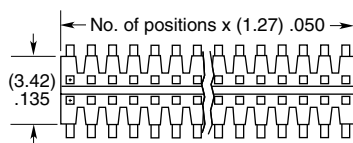
Smaller stack heights  
(MOQ Required)

**Notes:**  
For added mechanical stability,  
Samtec recommends  
mechanical board spacers  
be used in applications  
with gold or selective gold  
plated connectors. Contact  
ipg@samtec.com for more  
information.

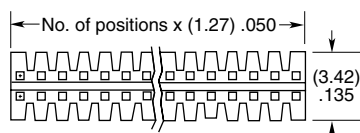
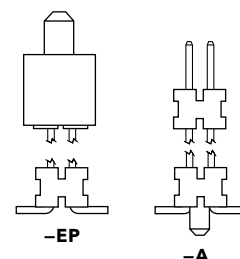
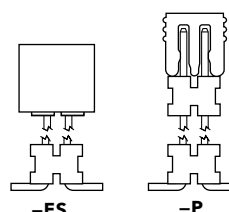
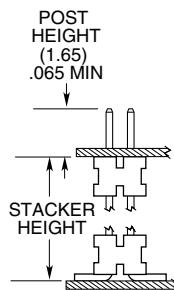
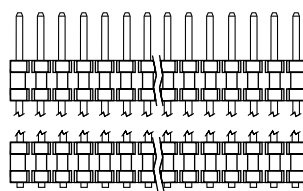
This Series is non-standard,  
non-returnable.

FW	NO. OF PINS PER ROW	LEAD STYLE	PLATING OPTION	D	STACKER HEIGHT	POST HEIGHT	OPTION
	02 thru 50	Specify LEAD STYLE from chart	-F = Gold flash on post, Matte Tin on tail  -L = 10 $\mu$ " (0.25 $\mu$ m) Gold on post, Matte Tin on tail  -G = 10 $\mu$ " (0.25 $\mu$ m) Gold on post, Gold flash on tail		-"XXX" = Stacker Height (in inches)  Example: -250 = (6.35 mm) .250"	-"XXX" = Post Height (in inches)  (1.65 mm) .065" minimum  Example: -.065 = (1.65 mm) .065"	-ES = End Shroud (-.075 post height only. Mate only with CLP) (5.46 mm) .215" to (15.49 mm) .610" stacker height only 9 pins/row min.  -EP = End Shroud with Guide Post (-.075 post height only. Mate only with CLP) (5.46 mm) .215" to (15.49 mm) .610" stacker height only 9 pins/row min.  -A = Alignment Pin (3 positions min.) (5.46 mm) .215" to (15.75 mm) .620" stacker height only (SMT only)  -P = Pick & Place Pad (5 positions min.) (SMT only)  -TR = Tape & Reel (Max overall height = Post+Stacker Height+Pad+ Alignment Pin = (17.78) .700") (SMT only)  -FR = Full Reel Tape & Reel (must order max. quantity per reel; contact Samtec for quantity breaks) (SMT only)

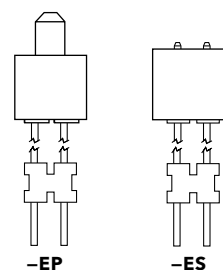
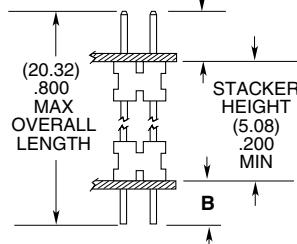
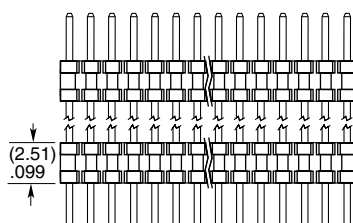
LEAD STYLE	STACKER HEIGHT	STACKER + POST
-03	(5.46) to (8.51) .215 .335	(7.11) to (10.16) .280 .400
-05	(8.64) to (15.49) .340 .610	(10.29) to (17.15) .405 .675



## SURFACE MOUNT



## THROUGH-HOLE



LEAD STYLE	TAIL (B)
-01	(1.14) .045
-02	(1.91) .075
-04	(2.29) .090

[samtec.com?FW-SM](http://samtec.com?FW-SM) or [samtec.com?FW-TH](http://samtec.com?FW-TH)

F-221

Unless otherwise approved in writing by Samtec, all parts and components are designed and built according to Samtec's specifications which are subject to change without notice.

# Mouser Electronics

Authorized Distributor

Click to View Pricing, Inventory, Delivery & Lifecycle Information:

[Samtec:](#)

[FW-05-02-L-D-337-126](#)