


FLEX STACK

MICRO BOARD STACKER

(1.27 mm) .050" PITCH • FW SERIES

4
Gbps



FW Board Mates:

CLP, FLE

Cable Mates:

FFSD

SPECIFICATIONS

Insulator Material:
Black Liquid Crystal Polymer
Terminal Material:
Phosphor Bronze
Plating:
Sn or Au over 50 μ " (1.27 μ m) Ni
Operating Temp Range:
-55 °C to +125 °C

PROCESSING

Lead-Free Solderable:
Yes
SMT Lead Coplanarity:
(0.10 mm) .004" max (02-30)
(0.15 mm) .006" max (31-50)*
*(.004" stencil solution
may be available; contact
ipg@samtec.com)

MATED HEIGHT

FW LEAD STYLE	CLP LEAD STYLE	MATED HEIGHT*
FW-XX-03-X-X-233-065	-02	(8.13 mm) .320"
FW-XX-03-X-X-303-065		(9.91 mm) .390"

*Processing conditions will affect mated height.

ALSO AVAILABLE

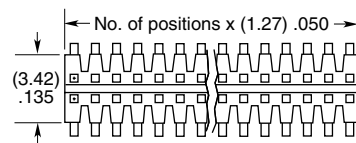
Smaller stack heights

Notes:
For added mechanical stability,
Samtec recommends
mechanical board spacers
be used in applications
with gold or selective gold
plated connectors. Contact
ipg@samtec.com for more
information.

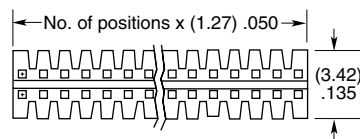
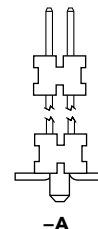
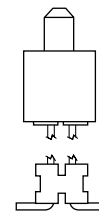
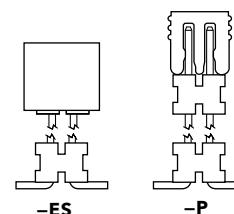
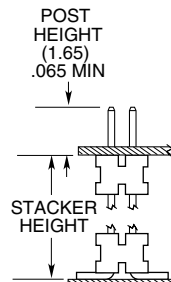
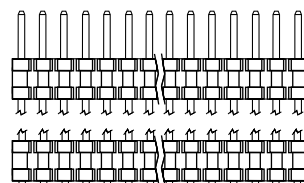
This Series is non-standard,
non-returnable.

FW	NO. OF PINS PER ROW	LEAD STYLE	PLATING OPTION	D	STACKER HEIGHT	POST HEIGHT	OPTION
	02 thru 50	Specify LEAD STYLE from chart	-F = Gold flash on post, Matte Tin on tail -L = 10 μ " (0.25 μ m) Gold on post, Matte Tin on tail -G = 10 μ " (0.25 μ m) Gold on post, Gold flash on tail		-"XXX" = Stacker Height (in inches) Example: -250 = (6.35 mm) .250"	-"XXX" = Post Height (in inches) (1.65 mm) .065" minimum Example: -065 = (1.65 mm) .065"	-ES = End Shroud (-.075 post height only. Mate only with CLP) (5.46 mm) .215" to (15.49 mm) .610" stacker height only 9 pins/row min. -EP = End Shroud with Guide Post (-.075 post height only. Mate only with CLP) (5.46 mm) .215" to (15.49 mm) .610" stacker height only 9 pins/row min. -A = Alignment Pin (3 positions min.) (5.46 mm) .215" to (15.75 mm) .620" stacker height only (SMT only) -P = Pick & Place Pad (5 positions min.) (SMT only) -TR = Tape & Reel (Max overall height = Post+Stacker Height+Pad+ Alignment Pin = (17.78) .700") (SMT only) -FR = Full Reel Tape & Reel (must order max. quantity per reel; contact Samtec for quantity breaks) (SMT only)

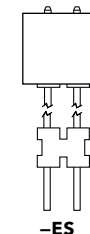
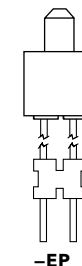
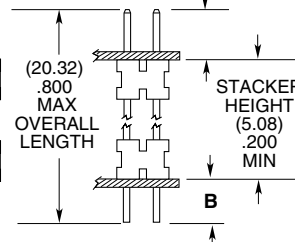
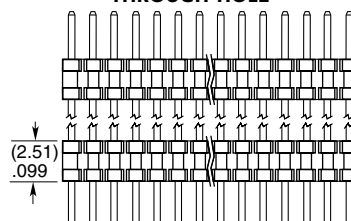
LEAD STYLE	STACKER HEIGHT	STACKER + POST
-03	(5.46) to (8.51) .215 .335	(7.11) to (10.16) .280 .400
-05	(8.64) to (15.49) .340 .610	(10.29) to (17.15) .405 .675



SURFACE MOUNT



THROUGH-HOLE



LEAD STYLE	TAIL (B)
-01	(1.14) .045
-02	(1.91) .075
-04	(2.29) .090

samtec.com?FW-SM or samtec.com?FW-TH

F-224 (Rev 06JAN25)

Unless otherwise approved in writing by Samtec, all parts and components are designed and built according to Samtec's specifications which are subject to change without notice.

Mouser Electronics

Authorized Distributor

Click to View Pricing, Inventory, Delivery & Lifecycle Information:

[Samtec:](#)

[FW-02-05-L-D-490-100](#)